

Spare parts catalogue

Onderdelencatalogus

Precision chop loaderwagen

Opraapsnijwagen

Rapide - Lely - Australia



Schuitemaker

Index

Guidelines for ordering spare parts	3
1. Single-sided Wide-angle coupling with cam-type coupling	5
1.1. Cam-type coupling	5
2. Floor chain with drive Rapide 100 and 130	7
3. Floor chain with double drive Rapide 160	9
4. Towbars	11
5. Rotor Gearbox	13
6. Floor driving gear	15
7. Rotor intake with gear	17
8. Pick-up Suspensio with drive (5-Rows) Rapide 100 and 130	21
9. Pick-up Suspension with drive (6-Rows) Rapide 160	23
10. Single runner wheel Rapide 160	25
11. 5-Rows Pick-up Rapide 100 and 130	27
12. 6-Rows Pick-up Rapide 160	29
13. Chopping device	31
14. Feed roller	33
15. Hydraulic parking support	35
16. Tandem frame TAP-BPW Rapide 100	37
17. Tandem frame Rapide 130 AND 160	39
18. Gigant Spring assemblies	41
19. Track following wheel axle Rapide 130 and 160	43
20. Wheel axles ADR Rapide 130 (Type 898 Brake 400x80)	45
21. Wheel axles Colaert ((Typ 1110) Brake 406×120) Rapide 160	47
22. Beater drive with chain tensioner	49
23. Beater protective device	51
24. Distribution beaters Rapide 100-SW	53
25. Distribution beaters Rapide 100-V ; 130-SW and 160-SW	55
26. Hydraulic/Elektrical operation	57

27. Front board Rapide 100	59
28. Front board Rapide 130 and 160	61
29. Tailgate rapide sw	63
30. Tailgate with Cross conveyor	65
31. Cross conveyor rapide 100-V	67
32. Steel construction as windcover Rapide 100	69
33. Extra slide guide +cords for wind cover construction Rapide 100	71
34. Steel construction + cords as wind cover Rapide 130 and 160	73
35. Hydraulic system Rapide 100 & 130	74
36. Hydraulic system Rapide 160	75
37. Electrical circuit diagram Rapide SW-V	76

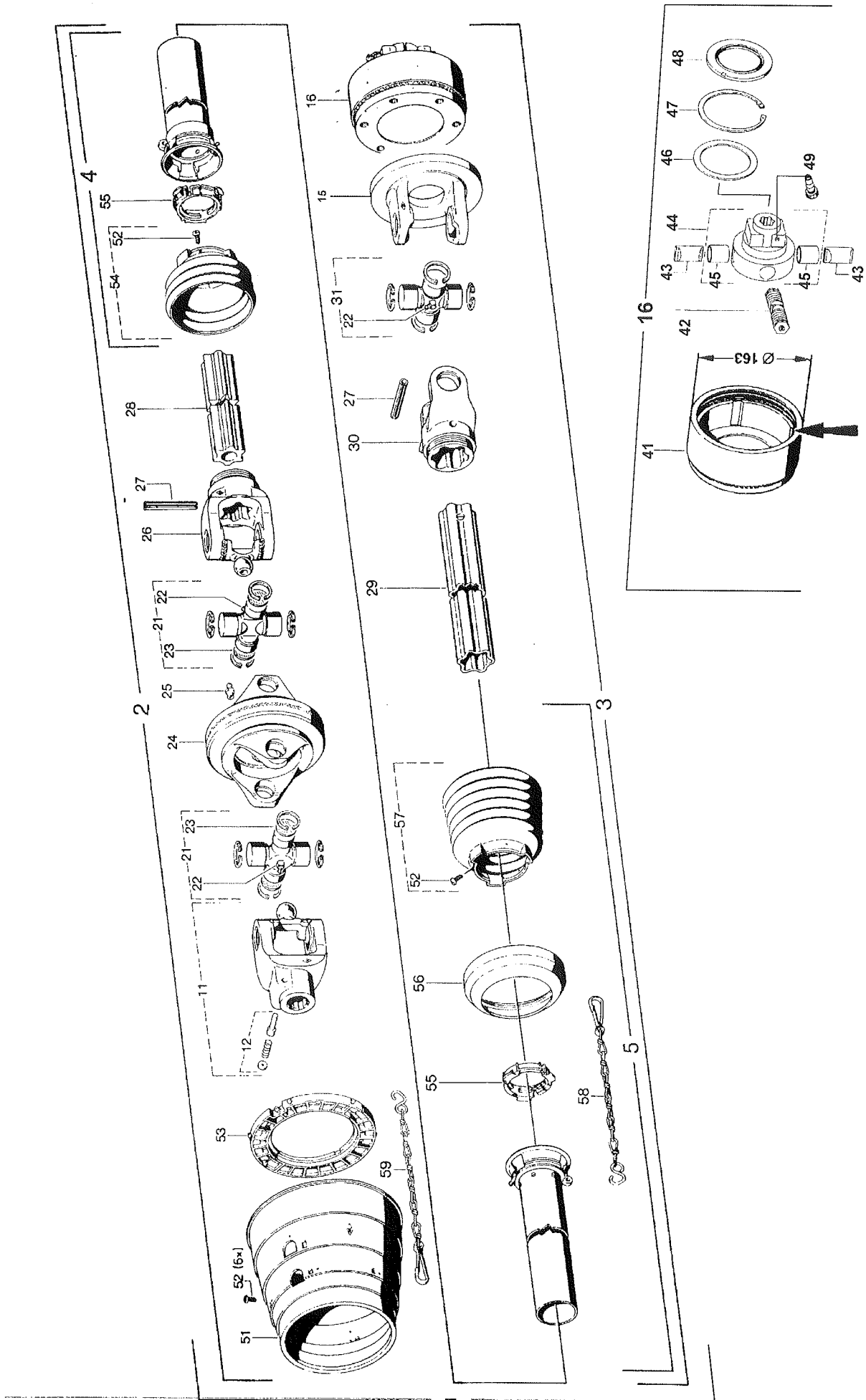
GUIDELINES FOR ORDERING SPARE PARTS

If you follow the rules stated below when ordering spare parts, you will be assured of a fast and correct delivery.

1. State the model, year of construction and serial number of your Rapide.
2. State both the full number of the part (if known) and the description.
3. State how the part needs to be despatched.
4. When ordering wheel axle parts, it is also advisable to state the wheel axle type. This can be found on the type plate of the wheel axle.

The numbers of the parts of the SCHUITEMAKER-wagons can be found in the first column below the heading *SR-no*. These can be ordered from:

SCHUITEMAKER Machines B.V. Rijssen - The Netherlands
Postbus 219 - 7460 AE Rijssen - The Netherlands
Tel: 0031 548 514125
Fax: 0031 548 516840
Spare Parts Dept.
Ext. 41



1. SINGLE-SIDED WIDE-ANGLE COUPLING WITH CAM-TYPE COUPLING

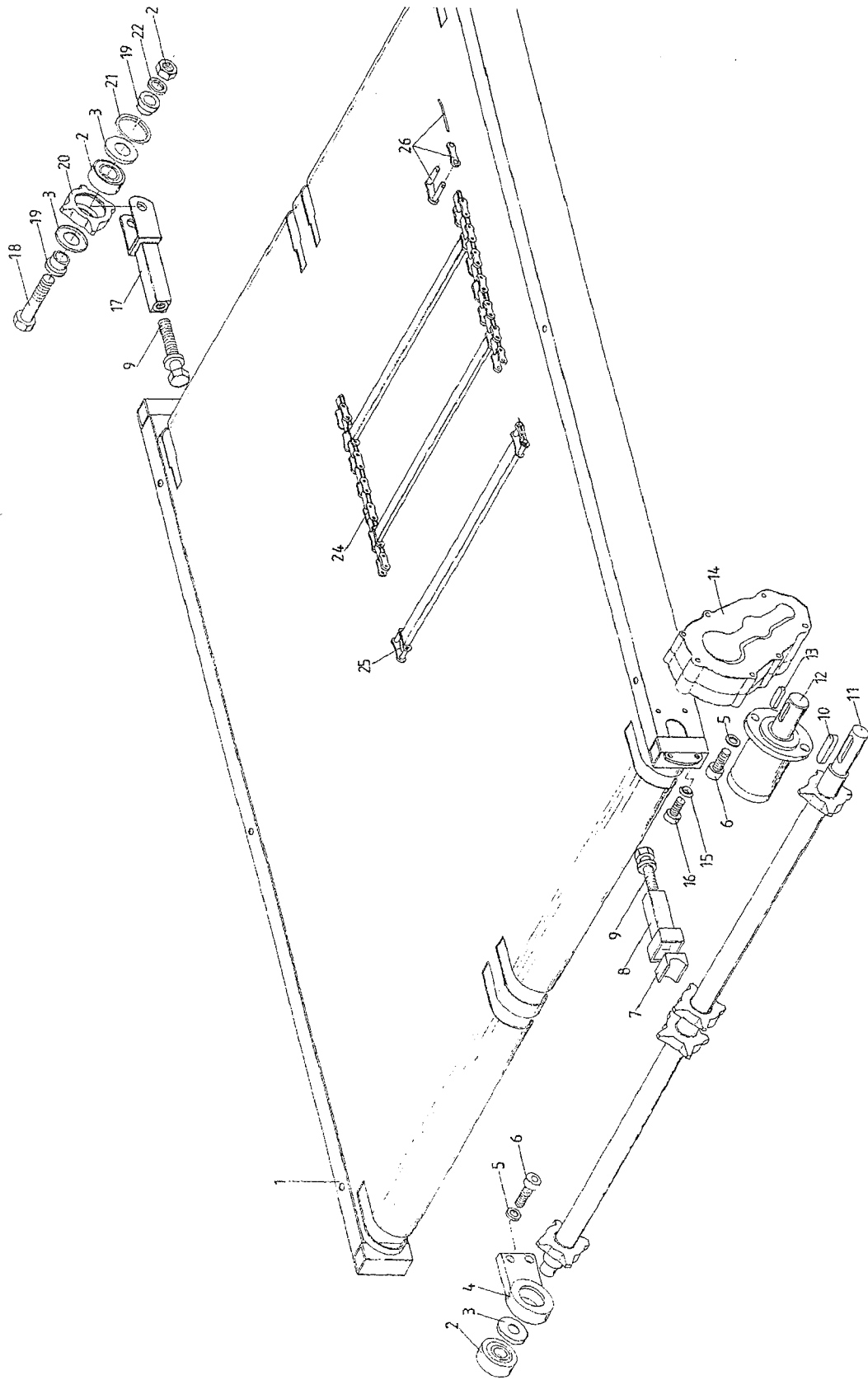
ENKELZIJDIGE GROOTHOEK-KOPPELINGSAS MET NOKKENKOPPELING

<i>Fig.</i>	<i>SR-no.</i>	<i>Omschrijving</i>	<i>Description</i>
1	354.145	Koppelingsas WWE 2480 1350 Nm cpl.	Coupling shaft WWE 2480 1350 Nm cpl.
4	455.020	Buitenbeschermbuis met kap	Outside protection tube with cover
	455.153	Buitenbeschermbuis compl. met kap	Outside protection tube complete with cover
	455.021	Binnenbeschermbuis	Inner protection tube
	455.152	Binnenbeschermbuis compl. met kap	Inner protection tube complete with cover
11	455.048	Groothoek-opsteekgaffel	Wide-angle set-up fork
12	455.046	Drukstift Set (Agra 101)	Locking pin set (Agra 101)
15	455.054	Flensgaffel	Flange fork
16	455.111	Nokkenschakelkoppeling 1350 Nm	Cam-type coupling 1350 Nm
21	455.056	Groothoek-kruisstuk (incl. 7 en 8)	Wide-angle cross-piece (incl. 7, 8)
22	342.105	Smeernippel M8×1	Grease nipple M8×1
24	455.049	Dubbel-gaffel	Double fork
25	342.105	Smeernippel M8×1	Grease nipple M8×1
26	455.091	Profielgaffel	Profiled fork
27	312.130	Spanstift DIN 1481-10×80	Clamping pin DIN 1481-10×80
28	455.093	Sterbuis (binnen) S4GA	Profiled tube (inside) S4GA
29	455.094	Sterbuis (buiten) S5	Profiled tube (outside) S5
30	455.092	Profielgaffel	Profiled fork
31	455.055	Kruisstuk	Cross-piece complete
53	455.155	Glijring	Sliding ring
54	455.154	Beschermkap met schroef (incl. 15)	Protective cover with screw (incl. 15)
55	455.155	Glijring	Sliding ring
56	455.088	Steunring	Supporting ring
57	455.154	Beschermtrechter	Safety cover
59	450.035	Borgketting	Locking chain

1.1. CAM-TYPE COUPLING

NOKKENSCHAKELKOPPELING

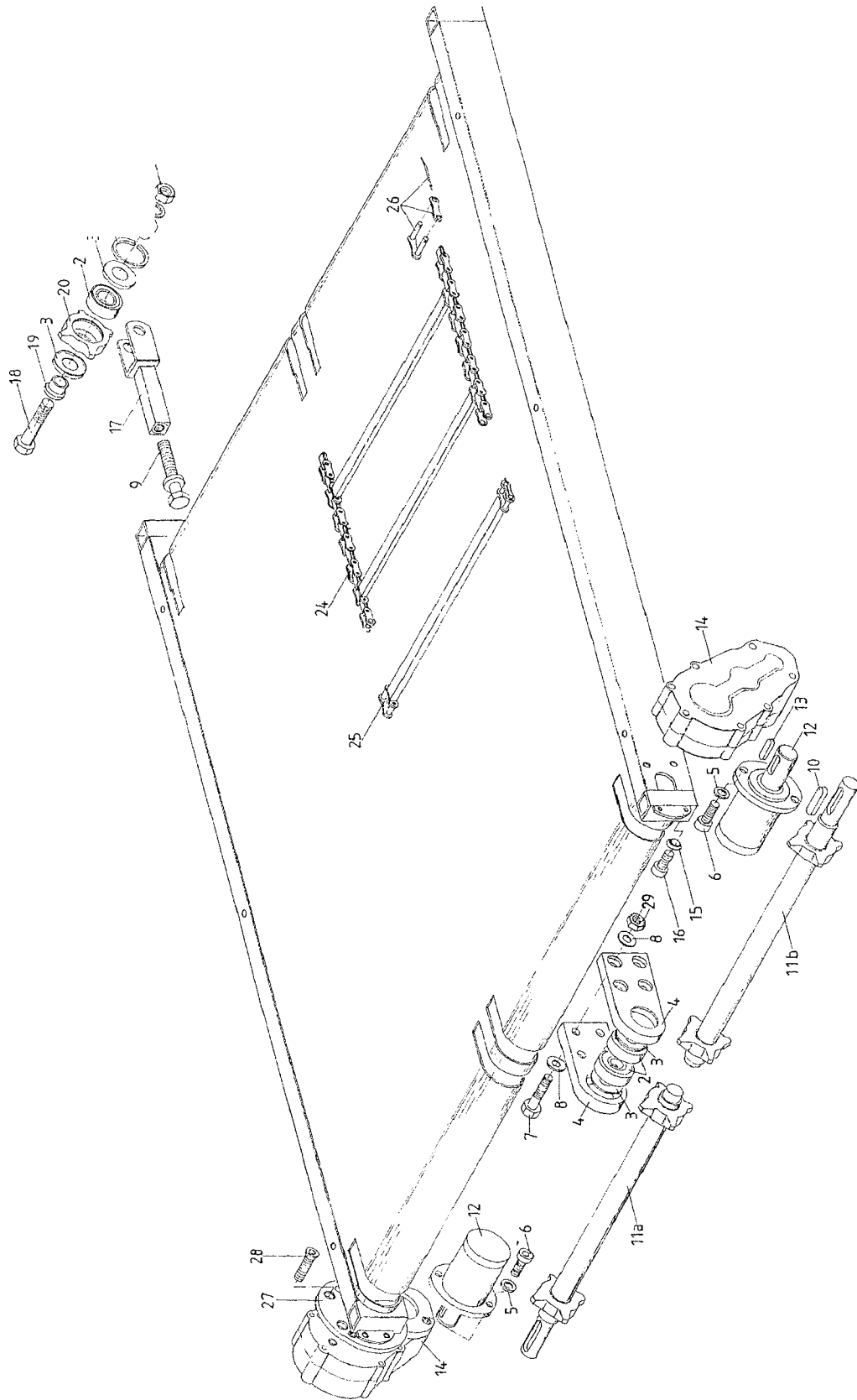
<i>Fig.</i>	<i>SR-no.</i>	<i>Omschrijving</i>	<i>Description</i>
16	455.111	Nokkenschakelkoppeling 1350 Nm	Cam-type coupling 1350 Nm
41	455.067	Koppelingshuis (rechtsdraaiend)	Coupling housing (clockwise)
42	455.077	Schakelnok 1350 Nm	Switch cam 1350 Nm
43	455.065	Blokkeernok	Locking cam
44	455.063	Naaf	Hub
45	455.064	Glijbus	Sliding sleeve
46	455.061	Dichtring	Sealing ring
47	313.214	Binnenborgring	Locking ring, inside
48	455.062	Steunring	Supporting ring
49	455.096	Klemkonus	Clamping cone



2. FLOOR CHAIN WITH DRIVE RAPIDE 100 AND 130

BODEMKETTING MET AANDRIJVING RAPIDE 100 EN 130

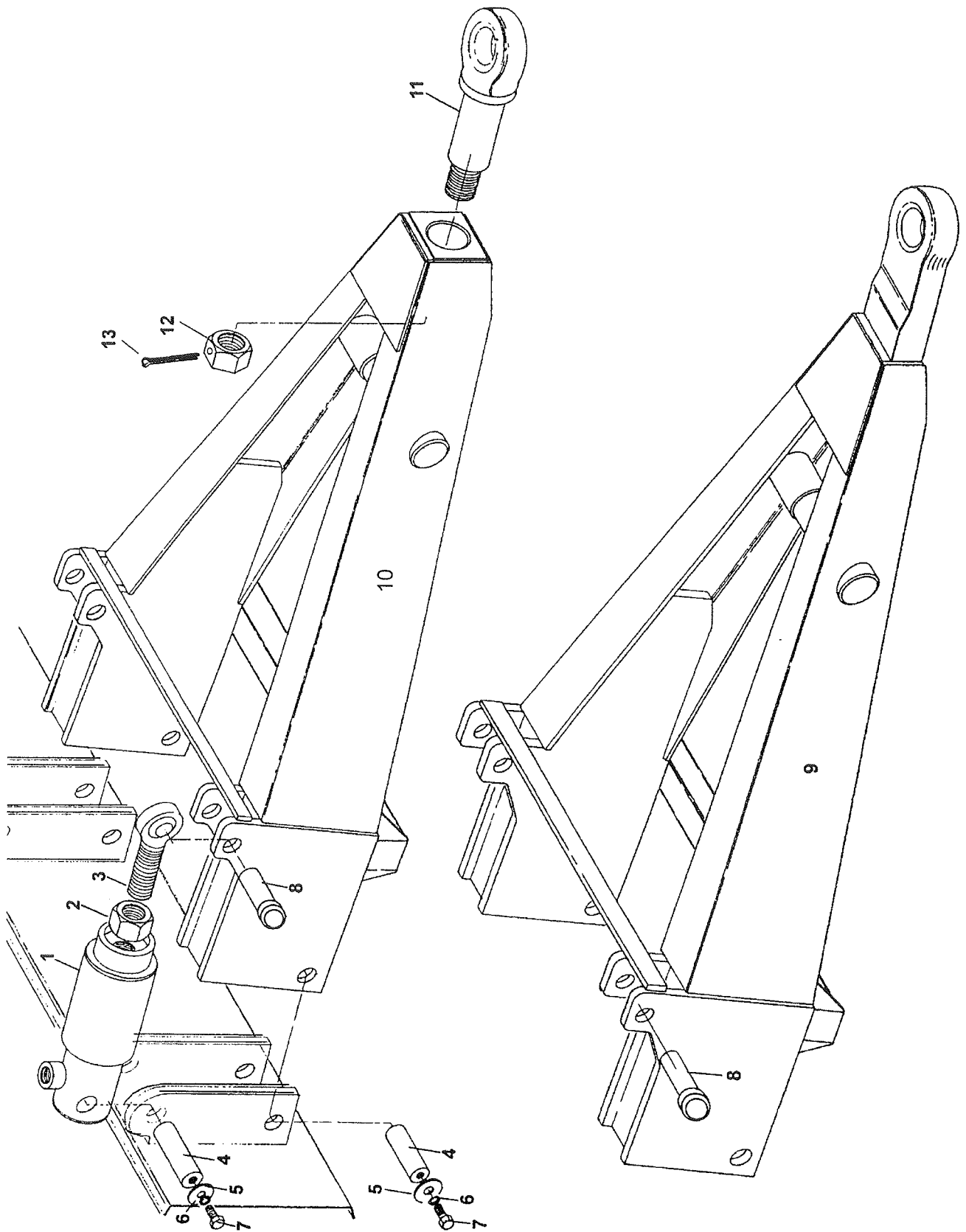
<i>Fig.</i>	<i>SR-no.</i>	<i>Omschrijving</i>	<i>Discription</i>
2	401.107	Kogellager 6306-2RS	Ball bearing 6306-2RS
3	361.119	Nilosring 6306-AV	Nilos ring 6306-AV
4	941.042	Glandlagerhuis	Gland bearing housing
5	316.904	Veerring 12 mm	Spring ring 12 mm
6	302.615	Cilinderkopbout M12×35	Cylinder head bolt M12×35
7	402.154	Steunlagerblok 45	Suspension bearing block 45
8	966.001	Steunlagerhuis	Suspension bearing housing
9	303.958	Spanbout M16	Tensioning bolt M16
10	315.121	Spie 14×9×80	Feather key 14×9×80
11	968.361	Transportkettingas	Transport chain pinion axle
12	355.510	Hydromotor OMP-125	Hydro Motor OMP-125
13	315.103	Spie 8×7×30	Feather key 8×7×30
14	351.024	Zijkast Ø45	Side box Ø45
15	316.917	Bolle veerring C12,5	Spring ring C12,5
16	302.630	Cilinderkopbout M12×25	Cylinder head bolt M12×25
17	967.581	Kettingspanner	Chain tensioner
18	301.745	Bout M16×70	Bolt M16×70
19	925.481	Klembus	Clamping bush
20	942.029	Kettingspanwiel	Chain sprocket
21	313.401	Seegersprengring SB72	Seeger circlip-SB72
22	316.901	Veerring 16 mm	Spring ring 16 mm
23	306.702	Moer M16	Nut M16
24	967.032	Bodemketting (Rapide 100)	Floor chain (Rapide 100)
	960.635	Bodemketting (Rapide 130)	Floor chain (Rapide 130)
25	966.069	Kettingstaaf 22/2	Chain rod 22/2
26	431.122	Verbindingschalm	Joining link



3. FLOOR CHAIN WITH DOUBLE DRIVE RAPIDE 160

BODEMKETTING MET DUBBELE AANDRIJVING RAPIDE 160

<i>Fig.</i>	<i>SR-no.</i>	<i>Description</i>	<i>English</i>
2	401.107	Kogellager 6306 - 2RS	Ball bearing 6306 - 2RS
3	361.119	Nilosring 6306 - AV	Nilos ring 6306-AV
4	377.303	Lagerplaat	Bearing plate
5	316.904	Veerring 12 mm	Spring ring 12 mm
6	302.615	Cilinderkopbout M12×35	Cylinder head bolt M12×35
7	301.735	Bout M12×55	Bolt M12×55
8	316.702	Sluitring A13	Sealing ring A13
9	303.958	Spanbout M16	Tension bolt M16
10	315.121	Spie 14×9×80	Feather key 14×9×80
11a	960.678	Transportkettingas li.	Transport chain pinion axle left
11b	960.679	Transportkettingas re.	Transport chain pinion axle right
12	355.035	Hydromotor OMP-160	Hydro Motor OMP-160
13	315.103	Spie 8×7×30	Feather key 8×7×30
14	351.024	Zijkast Ø45	Side box Ø45
15	316.917	Bolle veerring C12.5	Spring ring C12,5
16	302.630	Cilinderkopbout M12×25	Cylinder head bolt M12×25
17	967.581	Kettingspanner	Chain tensioner
18	301.745	Bout M16×70	Bolt M16×70
19	925.481	Klembus	Clamping bush
20	942.029	Kettingspanwiel	Chain tensioning wheel
21	313.401	Seegersprengring SB72	Seeger circlip SB72
22	316.901	Veerring 16 mm	Spring ring 16 mm
23	306.702	Moer M16	Nut M16
24	960.680	Bodemketting (2-delig)	Deck chain (2-part)
25	960.694	Kettingstaaf	Chain rod
26	431.153	Verbindingsschalm	Joining link
27	933.978	Bevestigingsschijf	Mounting disc
28	303.932	Verz. bout M12×25	Bolt M12×25
29	306.302	Moer M12	Nut M12

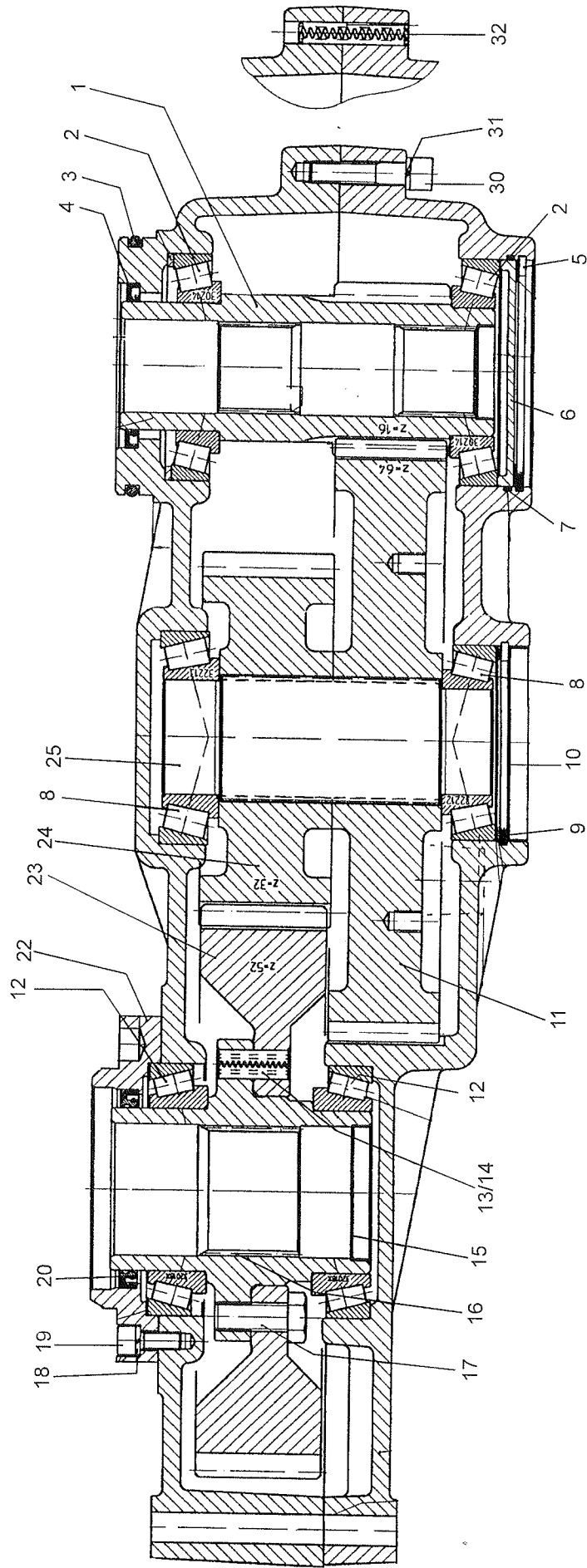


4. TOWBARS

TREKKOPPEN

Drawing no. 975.005

<i>Fig.</i>	<i>SR-no.</i>	<i>Omschrijving</i>	<i>Description</i>
1	355.773	Hydraulische cilinder	Hydr. cylinder
1a	454.808	Set afdichtingen	Set of seals
2	306.716	Moer M39×3	Nut M39×3
3	401.222	Stangkop GAR-40	Rod end GAR-40
4	920.753	Scharnierpen-30	Pivoting pin-30
5	934.149	Sluitring 50/11	Washer 50/11
6	316.906	Veerring 10 mm	Spring washer 10 mm
7	301.805	Tapbout M10×25	Tap bolt M10×25
8	921.077	Scharnieras-40	Hinge pin-40
9	968.832	Trekkop KD/VO	Tow bar KD/VO
10	968.833	Trekkop KD/DO (incl. 11)	Tow bar KD/DO (incl. 11)
11	900.231	Draaibaar trekoog (incl. 12)	Revolving drawing eye (incl. 12)
12	306.718	Moer M42×4,5	Nut M42×4,5
13	375.139	Splitpen 8×90	Split 8×90

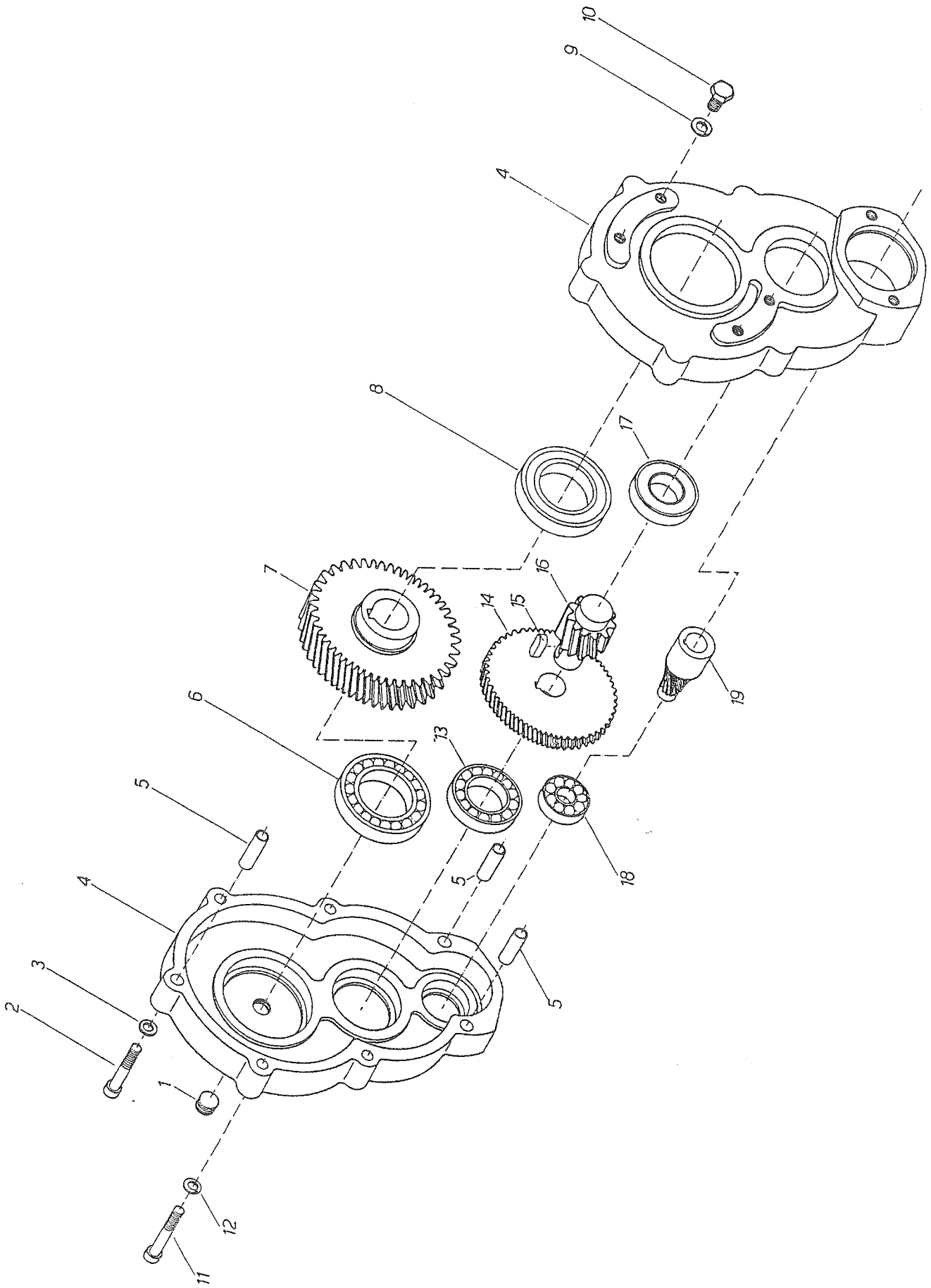


5. ROTOR GEARBOX

ROTOR TANDWIELKAST

Article no. : 351.069

Fig.	SR-no.	Omschrijving	Description
1	456.066	Rondselas A50×45 Z=16	Pinion Z=16
2	401.197	Kegellager 30214	Cone bearing 30214
3	365.013	O-ring 130×5	O-ring 130×5
4	361.138	Oliekeerring 70×90×7	Oil catcher 70×90×7
5	313.218	Borgring I-125	Locking ring I-125
6	456.071	Deksel-125	Cover-125
7	365.015	O-ring 125×3	O-ring 125×3
8	401.145	Kegellager 32212	Cone bearing 32212
9	313.216	Borgring I-110	Locking ring I-110
10	349.098	Deksel 110	Cover 110
11	456.067	Tandwiel Z=64	Gear wheel Z=64
12	401.149	Kegellager 32018	Cone bearing 32018
13	312.136	Spanhuls 16×40	Clamping sleeve 16×40
14	312.135	Spanhuls 10×40	Clamping sleeve 10×40
15	349.092	Deksel 75	Cover 75
16	456.069	Profielnaaf A72	Nave with splines A72
17	302.644	Bout M16×1,5×40	Bolt M16×1,5×40
18	316.906	Veerring 10mm	Spring washer 10mm
19	302.601	Cilinderkopbout M10×25	Cylinder head bolt M10×25
20	361.149	Oliekeerring 90×110×10	Oil catcher 90×110×10
22	456.071	Lagerdeksel	Bearing cover
23	456.068	Tandwiel Z=52	Gear wheel Z=52
24	456.072	Tandwiel Z=32	Gear wheel Z=32
25	456.073	Profielas	Shaft with splines
30	302.642	Cilinderkopbout M12×45	Cylinder head bolt M12×45
	302.643	Cilinderkopbout M12×55	Cylinder head bolt M12×55
	302.616	Cilinderkopbout M12×100	Cylinder head bolt M12×100
31	316.904	Veerring 12mm	Spring washer 12mm
32	312.137	Spanhuls 12×60	Clamping sleeve 12×60
	456.019	Ontluchtingsnippel M 18×1,5	Air release plug M18×1,5
	355.279	Vulplug M18×1,5	Drain plug M18×1,5
	456.058	Aftapplug magn. M18×1,5	Drain plug magn. M18×1,5
	364.025	Dichtring 18×24×1,5	Sealing ring 18×24×1,5

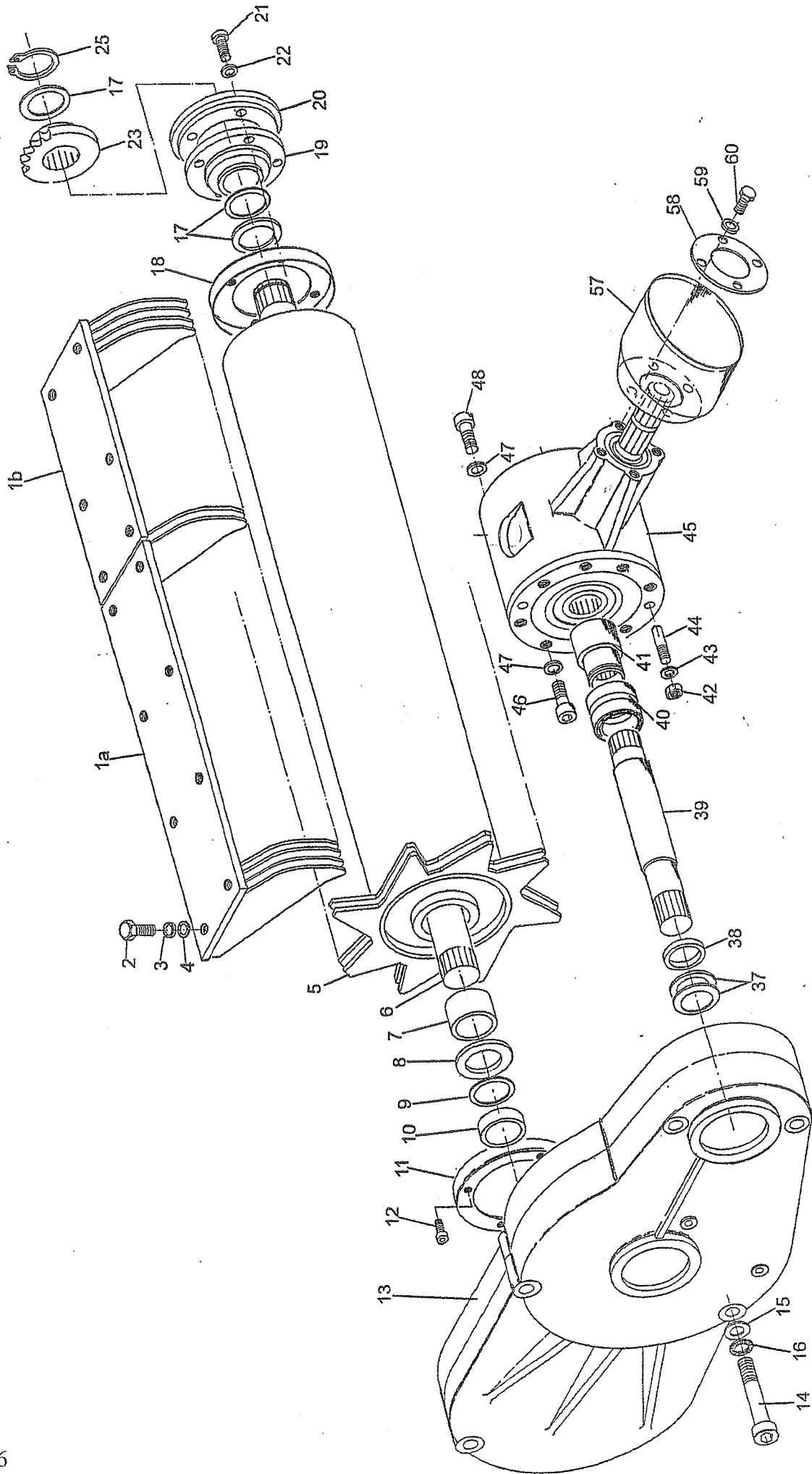


6. FLOOR DRIVING GEAR

BODEM-AANDRIJFKAST

Article no. : 351.024

<i>Fig.</i>	<i>SR-no.</i>	<i>Omschrijving</i>	<i>Discription</i>
1	381.111	Draadstop M20×1,5	Screw plug M20×1.5
2	302.013	Cilinderbout M10×65	Cylinder head bolt M10×65
3	316.906	Veerring 10 mm	Spring washer 10 mm
4	450.766	Tandwielkast (2-delig)	Gearcase (2-parts)
5	312.127	Spanhuls 13×50	Clamping sleeve 13×50
6	401.176	Kogellager 6013	Ball bearing 6013
7	456.043	Tandwiel met gat Ø45	Gear wheel with hole Ø45
8	401.177	Kogellager 6013-2RS	Ball bearing 6013-2RS
9	316.917	Bolle veerring 12,5 mm	Spring washer 12.5 mm
10	301.807	Tapbout M12×25	Bolt M12×25
11	302.613	Cilinderkopbout M10×70	Cylinder head bolt M10×70
12	316.705	Sluitring A 10,5	Washer A 10,5
13	401.118	Kogellager 6009	Ball bearing 6009
14	450.769	Tandwiel	Gear wheel
15	315.103	Inlegspie 8×7×30	Key 8×7×30
16	450.768	Tandrondsel	Pinion
17	401.175	Kogellager 6207-2RS	Ball bearing 6207-2RS
18	451.031	Kogellager 6304	Ball bearing 6304
19	450.767	Tandas	Pinion

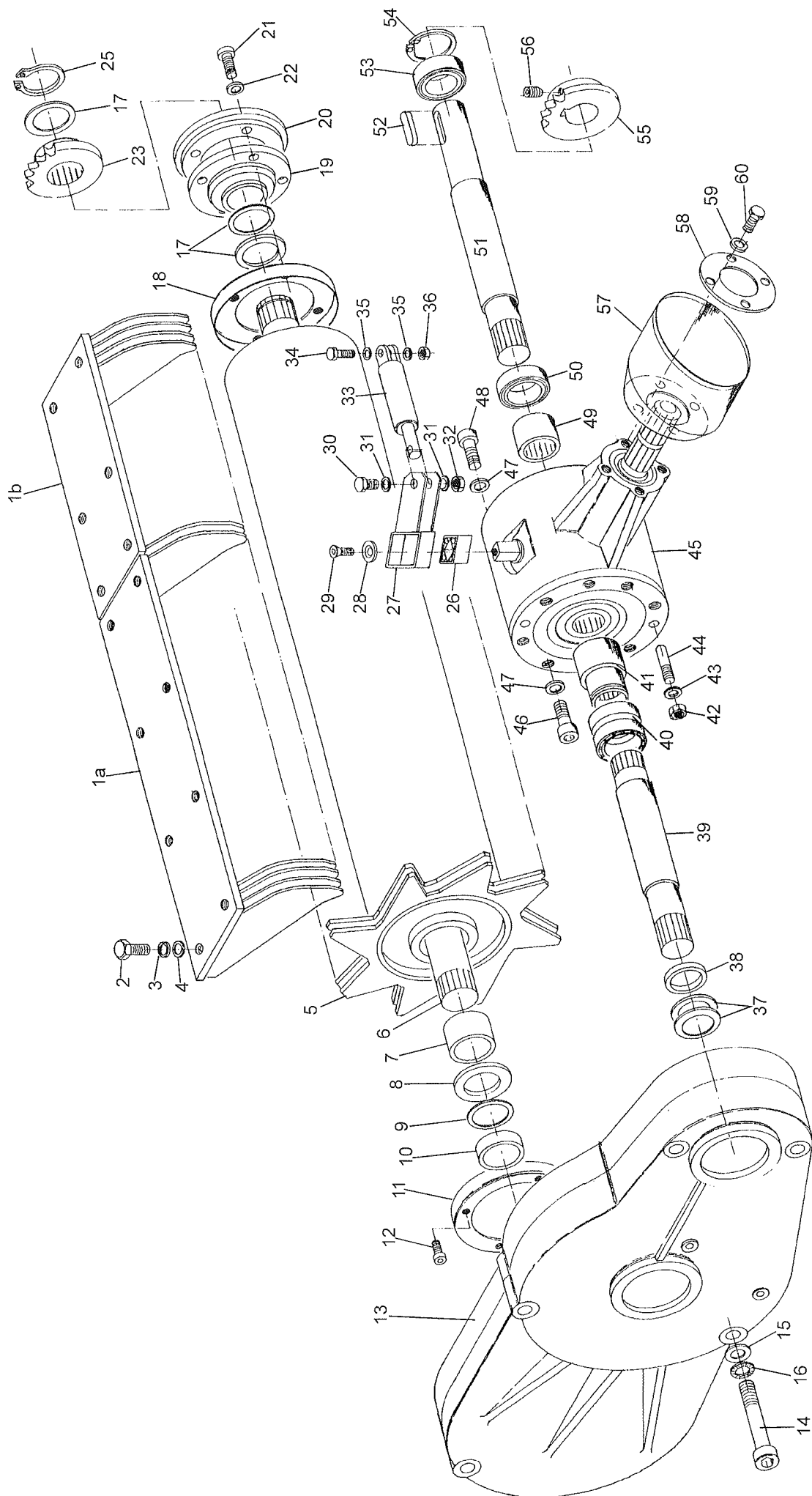


7. ROTOR INTAKE WITH GEAR

ROTORINVOER MET AANDRIJVING

Drawing no. 975.025

Fig.	SR-no.	Omschrijving	Description
1a	961.542	Afstrijkerlijst lang	Stripper frame long
1b	961.543	Afstrijkerlijst kort	Stripper frame short
	934.383	Afstrijker	Stripper
2	301.803	Tapbout M12×20	Tap bolt M12×20
3	316.902	Tandveerring J12	Toothed spring ring J12
4	316.702	Sluitring A13	Sealing ring A13
5	961.524	Rotor 8T-A72×66	Rotor 8T-A72×66
6	921.273	Rotoras B72×66	Rotor shaft B72×66
7	402.211	Glijlager N72100	Slide bearing N72100
8	403.135	Loopschijf LS-75100	Counting disc LS-75100
9	349.088	Vulschijf PS-75×95×0,5	Filler disc PS-75×95×0,5
	349.089	Vulschijf PS-75×95×1	Filler disc PS-75×95×1
	349.090	Vulschijf PS-75×95×2	Filler disc PS-75×95×2
10	926.336	Afstandbus 7228	Spacing sleeve 7228
11	967.778	Afdichtring 60/M8	Sealing ring 60/M8
12	302.607	Cilinderkopbout M8×20	Cylinder head bolt M8×20
13	351.069	Rotortandwielkast A72×66 (zie blz.13)	Rotor gearbox A72×66 (Page 13)
14	302.637	Cilinderkopbout M16×160	Cylinder head bolt M16×160
	302.639	Cilinderkopbout M16 x 200	Cylinder head bolt M16×200
15	316.707	Sluitring A17	Plain washer A17
16	316.919	Tandveerring J16,5	Toothed spring ring J16,5
17	349.044	Vulschijf 60×75×1	Filler disc 60×75×1
	349.045	Vulschijf 60×75×0,5	Filler disc 60×75×0.5
	349.047	Vulschijf 60×75×2	Filler disc 60×75×2
18	967.225	Afdichtring 60/M16	Sealing ring 60/M16
19	900.132	Kogellager RME 60/192	Ball bearing RME 60/192
20	936.809	Eindflens 60/8	End flange 60/8
21a	301.735	Pl. verz. bout M16×60	Countersunk bolt M 16×60, flat
23	953.673	Kettingwiel ¾"-26 (Rap. 100;130)	Chain wheel ¾"-26 (Rap. 100;130)
	900.211	Breekbout M12×62	Shearing bolt M12×62
23a	953.672	Kettingwiel 1"-21 (Rap. 160)	Chain wheel 1"-21 (Rap. 160)
	900.311	Breekbout M12×55	Shearing bolt M12×55
25	313.121	Borgring A-60	Locking ring A-60
26	349.096	Spanelement	Tensioning element
27	961.737	Schakelhefboom	Gear lever
28	900.337	Sluitring 10mm verz.	Plain washer 100mm
29	303.912	Verz. bout M8×20	Countersunk head bolt M8×20
30	301.846	Bout M10×45	Bolt M10×45
31	316.705	Sluitring A10,5	Plain washer A10,5
32	306.306	Moer M10	Nut M10
33	484.123	Linak-actuator	Linak-actuator
34	301.750	Bout M8×35	Bolt M8×35
35	316.703	Sluitring A8,4	Plain washer A8,4
36	306.312	Moer M8	Nut M8
37	456.064	Schotelring	Belleville washer
38	456.063	Steunring	Ring
39	456.075	Drijfjas B50×45-VMS	Rotor drive shaft B50×45-VMS




CONTINUATION ROTOR INTAKE WITH GEAR

VERVOLG ROTORINVOER MET AANDRIJVING

Drawing no. 975.025


<i>Fig.</i>	<i>SR-no.</i>	<i>Omschrijving</i>	<i>Description</i>
40	401.231	Kogellager 6012-2RS	Ball bearing 6012-2RS
41	456.077	Splinesbus	Bush with splines
42	306.704	Moer M12	Nut M12
43	316.702	Sluitring A13	Washer A13
44	456.018	Paspen 12M6×47	Dowel 12M6×47
45	351.075	Schakelkast SG13 > 28-VMS	Gear box SG13 > 28-VMS
46	302.623	Cilinderkopbout M16×40	Cylinder head bolt M16×40
47	316.919	Veerring 16mm	Spring washer 16mm
48	302.640	Cilinderkopbout M16×50	Cylinder head bolt M16×50
49	456.065	Splinesbus	Bush with splines
50	401.202	Kogellager 6208-2RS	Ball bearing 6208-2RS
51	456.061	Verdelerdrijfas-22	Beater drive shaft-22
52	315.123	Spie 12×8×45	Key 12×8×45
53	401.209	Kogellager 6308-2RS	Ball bearing 6308-2RS
54	313.212	Borgring I-90	Safety ring I-90
55	353.407	Kettingwiel 1"-17/40	Chain sprocket 1"-17/40
56	304.102	Stelschroef M10	Set screw M10
57	900.116	Beschermrechter	Protective cover
58	934.136	versterkingsring	Reinforcing ring
59	316.906	Veerring 10mm	Spring ring 10mm
60	301.805	Bout M10×25	Bolt M10×25



8. PICK-UP SUSPENSIO WITH DRIVE (5-ROWS) RAPIDE 100 AND 130

PICK-UP OPHANGING MET AANDRIJVING (5-BALKS) RAPIDE 100 EN 130

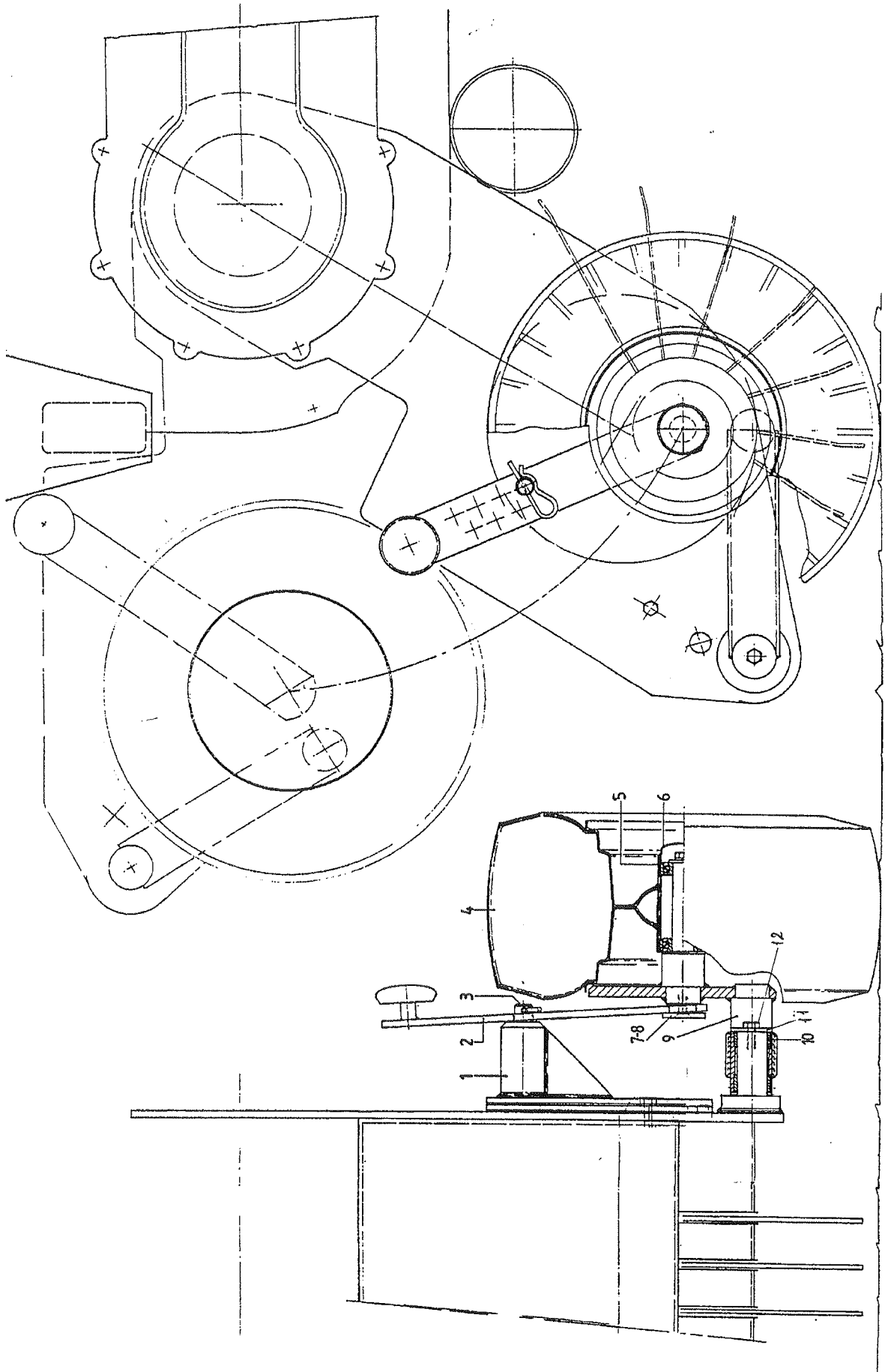
<i>Fig.</i>	<i>SR-no.</i>	<i>Omschrijving</i>	<i>Description</i>
1	433.108	5-balks Pick-up compleet	Pick-up, 5 rows, complete
2	935.425	Buitenschijf	Outer disc
3	968.731	Loopwiel plaat	Runner wheel plate
3a	402.203	Glijlager N3536	Slide bearing N3536
3b	403.129	Axiaalschijf AS 3552	Axial disc AS 3552
3c	313.215	Binnenborgring	Locking ring, inside
4	961.527	Rolplaat rechts Rap.100	Roller plate right Rap.100
	961.529	Pick-up hefplaat rechts Rap.130	Pick-up lifting plate right Rap. 130
5	355.770	Hydraulische cilinder (incl. 5a en b)	Hydr. cylinder (incl. a and b)
5a	402.128	Glijlager 20/20	Slide bearing 20/20
5b	454.810	Set afdichtingen t.b.v N° 5	Set of seals for N° 5
6	934.073	Binnenschijf	Inner disc
7	402.208	U-glijlager 192	U-slide bearing 192
8	953.731	Pick-up plaat 60-re.	Pick-up plate 60-right
9	303.948	Pl. verzonken bout M10×30	Countersunk bolt M10×30
10	953.503	Invoerrol Rap.100 (zie blz. 33)	Feed roller Rap.100 (See page 33)
	953.574	Invoerrol Rap.130 (zie blz. 33)	Feed roller Rap.130 (See page 33)
11	900.132	Flenslager RME 60/192	Flange bearing RME 60/192
12	402.208	U-glijlager 192	U-slide bearing 192
13	953.742	Pick-up plaat 60-li.	Pick-up plate 60-left
14	912.671	Spanstrip TB-10	Tensioning strip TB-10
14a	302.935	Spanbout M10×140	Tension bolt M10×140
15	353.202	Spanblok	Tension block
17	316.719	Sluitplaat 10,5 mm	Washer 10.5 mm
18	301.726	Bout M10×60	Bolt M10×60
19	961.526	Rolplaat links Rap.100	Roller plate left Rap.100
19a	961.528	Pick-up hefplaat links Rap.130	Pick-up lifting plate left Rap.130
20	356.128	Ketting ¾"×½" - 77	Chain ¾"×½" - 77
21	356.129	Verbindingsschakel ¾"×½"	Joining link ¾"×½"
22	936.809	Eindflens 60/8	End flange 60/8
24	953.673	Kettingwiel ¾"-26 met breekbout	Chain wheel ¾"-26 with shearing bolt
24a	900.211	Breekbout M12×62	Shearing bolt M12×62
25	313.121	Buitenborgring A60	Locking ring A60, outside
28	926.164	Ring - 27	Ring - 27
29	353.350	Kettingwiel ¾"-19/35	Chain wheel ¾"-19/35
30	313.105	Buitenborgring A35	Locking ring A35
31	306.359	Plaatmoer M8 zelfborgend	Self-locking plate nut M8
32	301.801	Bout M8×16	Bolt M8×16
32a	316.722	Sluitplaat 8,4 mm	Washer 8,4 mm
33	375.501	Beschermkap	Protective cover
34	301.715	Bout M12×45	Bolt M12×45
35	316.702	Sluitring A13	Washer A13
36	921.024	Aanslagnok	Stop boss
37	306.302	Zelfborgende moer M12	Self-locking nut M12
38	301.809	Tapbout M10×20	Bolt M10×20
39	316.906	Veerring 10 mm	Spring washer 10 mm
40	316.715	Sluitring R 11	Washer R 11
41	934.474	Afdekkapje buiten	Guard, outer
42	432.790	Wiel 4.00×4-6 Pr.	Wheel 4.00×4-6 Pr.
43	301.811	Tapbout M10×30	Bolt M10×30
44	934.149	Sluitring 50/11	Washer 50/11
45	402.141	Glijlager 35/20	Slide bearing 35/20
46	967.432	Loopwielenarm	Runner wheel arm
47	920.839	Loopwielenas	Runner wheel shaft
48	968.343	Achterplaat	Back plate
49	303.912	Pl. verzonken bout M8×20	Countersunk bolt M8×20



9. PICK-UP SUSPENSION WITH DRIVE (6-ROWS) RAPIDE 160

PICK-UP OPHANGING MET AANDRIJVING (6 BALKS) RAPIDE 160

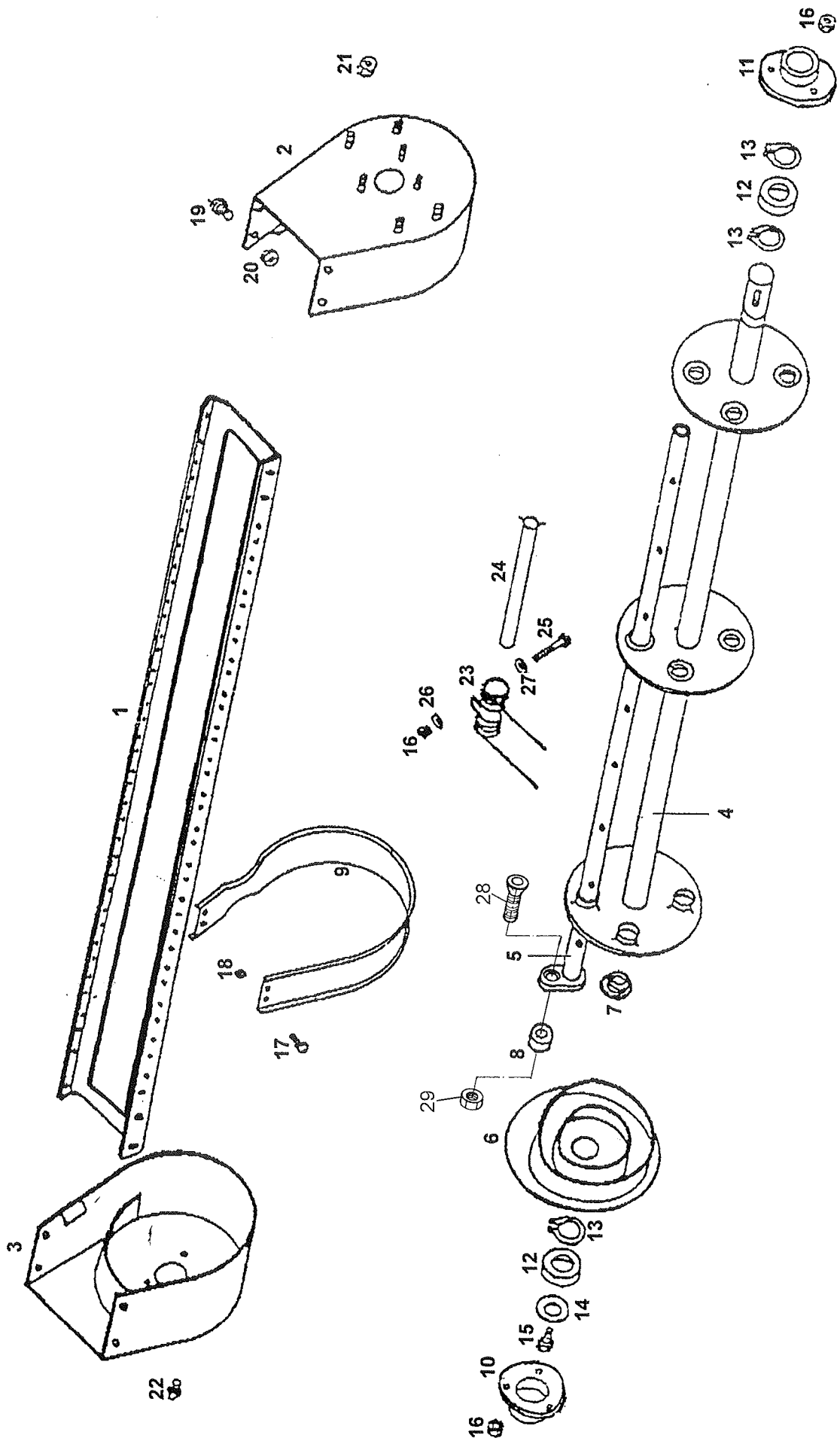
<i>Fig.</i>	<i>SR-no.</i>	<i>Omschrijving</i>	<i>Discription</i>
1	433.114	6-balks Pick-up 1.3/4 compl.	Pick-up, 6 rows, 1.3/4 complete
2	961.532	Buitenplaat met verstelpen li.	Outer plate with adjusting bolt left
	961.533	Buitenplaat met verstelpen re.	Outer plate with adjusting bolt, right
4	961.529	Pick-up hefplaat rechts	Pick-up lifting plate right
5	355.770	Hydraulische cilinder (incl. 5a en b)	Hydr. cylinder (incl. 5a and b)
5a	402.128	Glijlager 20/20	Slide bearing 20/20
5b	454.810	Set afdichtingen t.b.v. N° 5	Set of seals for N° 5
7	402.208	U-glijlager 192	U-Slide bearing 192
8	953.745	Pick-up plaat R8/P6 rechts	Pick-up plate R8/P6 right
9	303.948	Pl. verzonken bout M10×30	Countersunk bolt M10×30
10	953.574	Invoerrol Ø140 (zie blz. 33)	Feed roller Ø140 (See page 33)
11	900.132	Flenslager RME 60/192	Flange bearing RME 60/192
12	402.208	U-Glijlager 192	U-Slide bearing 192
13	953.744	Pick-up plaat R8/P6 links	Pick-up- plate R8/P6 left
14	912.671	Spanstrip TB-10	Tensioning strip TB-10
14a	302.935	Spanbout M10×140	Tension bolt M10×140
15	353.202	Spanblok	Tension block
17	316.719	Sluitplaat 10,5 mm	Washer 10.5 mm
18	301.726	Bout M10×60	Bolt M10×60
19	961.528	Pick-up hefplaat links	Pick-up lifting plate, left
20	356.192	Ketting 1" -63	Chain 1"-63
21	356.144	Verloopschalm 1"	Adapter link 1"
	356.143	Verbindingsschakel 1"	Joining link 1"
22	936.809	Eindflens 60	End flange 60
24	953.672	Kettingwiel 1" - 21 met breekbout	Chain wheel 1" - 21 with shearing bolt
24a	900.311	Breekbout M12×55	Shearing bolt M12×55
25	313.121	Buitenborgring A60	Locking ring A60, outside
29	953.689	Kettingwiel 1"-18 met vrijloop	Chain wheel 1"-18, with freewheel device
30	921.279	Eindschijf	End disc A45
30a	403.121	Schijf AS-3047	Disc AS-3047
30b	303.932	Verz.bout M12×25	Countersunk bolt M12×25
31	306.359	Plaatmoer M8 zelfborgend	Self-locking nut M8
32	301.801	Bout M8×16	Bolt M8×16
32a	316.722	Sluitplaat 8,4 mm	Washer 8.4 mm
33	375.512	Beschermkap	Protective cover
34	301.715	Bout M12×45	Bolt M12×45
35	316.702	Sluitring A13	Washer A13
37	306.302	Zelfborgende moer M12	Self-locking nut M12
38	301.809	Tapbout M10×20	Bolt M10×20
39	316.906	Veerring 10 mm	Spring washer 10 mm
40	316.715	Sluitring R 11	Washer R 11
42	432.906	Wiel 18/8.5-8 4 Pr.	Wheel 18/8.5-8 4 Pr.
48	968.343	Achterplaat	Rear plate
49	303.912	Pl. verzonken bout M8×20	Countersunk bolt M8×20
50	301.804	Tapbout M12×35	Bolt M12×35
51	913.271	Hefblok	Lifting block
51a	281.028	Slijtstrip	Wear strip
51b	913.272	Steunstrip	Support strip



10. SINGLE RUNNER WHEEL RAPIDE 160

ENKEL-LOOPWIELSTEL RAPIDE 160

<i>Fig.</i>	<i>SR-no.</i>	<i>Omschrijving</i>	<i>Description</i>
1	961.532	Buitenplaat met verstelpen li.	Outer plate with adjusting bolt left
	961.533	Buitenplaat met verstelpen re.	Outer plate with adjusting bolt right
2	912.945	Verstelstrip	Adjusting strip
2a	323.104	Knop	Knob
3	375.101	Steekborgveer 4 mm	Spring clip 4 mm
4	432.909	Wiel 18×8.5-8 4Pr.	Wheel 18×8.5-8 4Pr.
4a	432.337	Velg 7.00×8	Rim 7.00 ×8
4b	432.144	Buitenband 18×8.50-8 4Pr.	Tyre 18×8.50-8 4Pr.
5	401.193	Kogellager 6007-2RS	Ball bearing 6007-2RS
6	349.061	Naafdop 62/30	Hub cap 62/30
7	935.994	Sluitring	Washer
8	303.924	Plat-verzonkenbout M10×20	Countersunk bolt M10×20, flat
9	961.748	Loopwielplaat li. 35	Rotor disc plate left 35
	960.749	Loopwielplaat re. 35	Rotor disc plate right 35
10	402.141	Glijlager 35/20	Slide bearing 35/20
11	301.814	Bout M10×35	Bolt M10×35
12	316.705	Sluitring A10.5	Washer A10.5
13	306.306	Zelfborgende moer M10	Self-locking nut M10

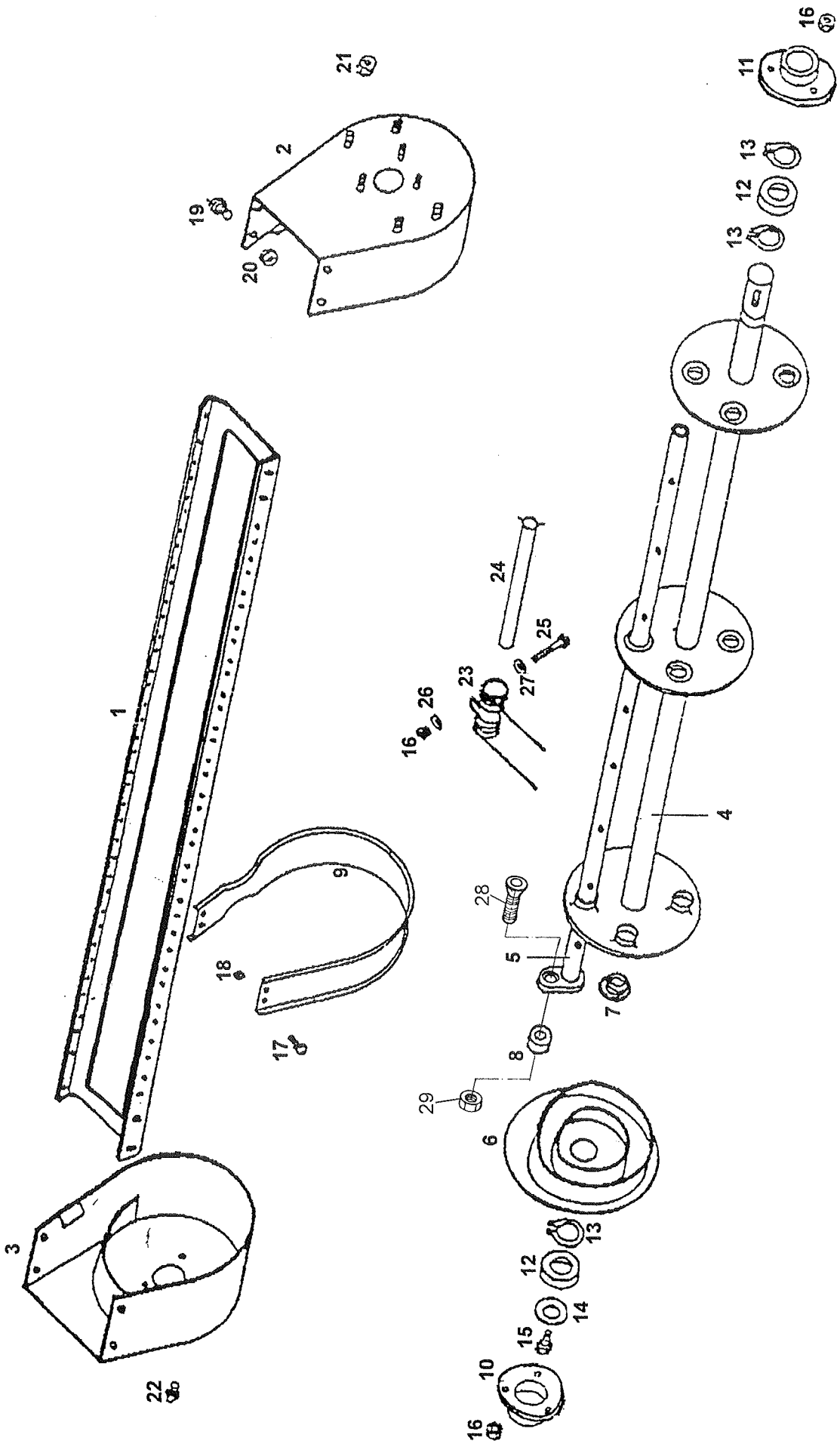


11. 5-ROWS PICK-UP RAPIDE 100 AND 130

5-BALKS PICK-UP RAPIDE 100 EN 130

Article no. complete pick-up: 433.108

Fig.	SR-no.	Omschrijving	Discription
1	-	Frame	Frame
2	458.045	Eindkap left	End cover left
3	458.046	Eindkap rechts	End cover right
4	458.047	Aandrijfvas	Drive shaft
5	458.048	Veeras	Spring shaft
6	458.049	Curve-plaat	Curve plate
7	450.938	Nylonbus	Nylon sleeve
8	401.216	Looprol LR-5201	Roller bearig LR-5201
9	458.050	Geleidebeugel	Guide bracket
10	458.054	Lagerhuis blind	Bearing housing
11	458.055	Lagerhuis met gat	Bearing housing (with hole)
12	401.175	Kogellager 6207-2RS	Ball bearing 6207-2RS
13	313.105	Buitenborgring A35	Locking ring A35, outside
14	934.236	Ring Ø10/40×3	Ring Ø10/40×3
15	301.801	Tapbout M8×16	Bolt M8×16
16	306.312	Zelfborgende moer M8	Self-locking nut M8
17	301.820	Tapbout M6×16	Bolt M6×16
18	306.707	Moer M6	Nut M6
19	301.809	Tapbout M10×20	Bolt M10×20
20	306.701	Moer M10	Nut M10
21	306.704	Moer M12	Nut M12
22	342.103	Smeernippel M10×1-180	Grease nipple M10×1-180
23	458.053	Pick-up tand	Pick-up tine
24	458.051	Tandveerbuis	Tine spring tube
25	301.747	Bout M8×50	Bolt M8×50
26	316.713	Sluitring R9	Washer R9
27	458.052	Klemstukje	Clamping piece
28	303.930	Verz.bout M12×40	Countersunk bolt M12×40
29	458.068	Moer M12	Nut M12




12. 6-ROWS PICK-UP RAPIDE 160

6-BALKS PICK-UP RAPIDE 160

Article no. complete pick-up: 433.114

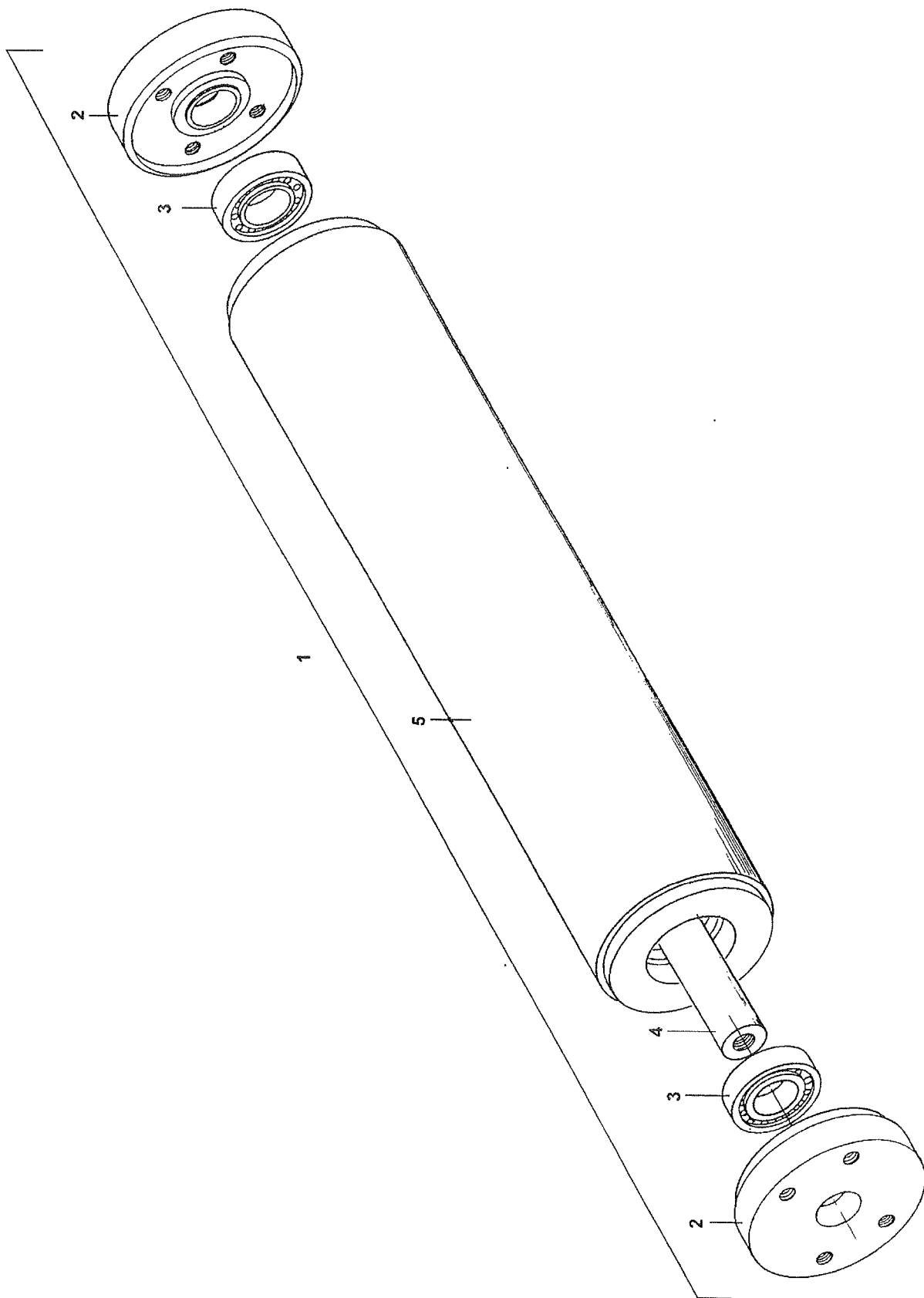
<i>Fig.</i>	<i>SR-no.</i>	<i>Omschrijving</i>	<i>Description</i>
1	-	Frame	Frame
2	458.056	Eindkap links	End cover left
3	458.057	Eindkap rechts	End cover right
4	458.070	Aandrijfas 1.3/4-6	Drive shaft 1.3/4-6
5	458.060	Veeras	Spring shaft
6	458.062	Curve-plaat	Curve plate
7	450.938	Nylonbus	Nylon bush
8	401.216	Looprol LR-5201	Roller bearing LR-5201
9	458.063	Geleidebeugel	Guide bracket
10	458.064	Lagerhuis	Bearing housing
11	458.064	Lagerhuis	Bearing housing
12	401.208	Kogellager 6209-2RS	Ball bearing 6209-2RS
13	313.111	Buitenborgring A45	Locking ring A45
14	934.236	Ring $\varnothing 10/40 \times 3$	Ring $\varnothing 10/40 \times 3$
15	301.801	Tapbout M8 $\times 16$	Bolt M8 $\times 16$
16	306.312	Zelfborgende moer M8	Self-locking nut M8
17	301.820	Tapbout M6 $\times 16$	Bolt M6 $\times 16$
18	306.707	Moer M6	Nut M6
19	301.809	Tapbout M10 $\times 20$	Bolt M10 $\times 20$
20	306.701	Moer M10	Nut M10
21	306.704	Moer M12	Nut M12
22	342.103	Smeernippel M10 $\times 1-180$	Grease nipple M10 $\times 1-180$
23	458.066	Pick-up tand	Pick-up tine
24	458.051	Tandveerbuis	Tine spring tube
25	301.747	Bout M8 $\times 50$	Bolt M8 $\times 50$
26	316.713	Sluitring R9	Washer R9
27	458.052	Klemstukje	Clamping piece
28	303.930	Verz.bout M12 $\times 40$	Countersunk bolt M12 $\times 40$
29	458.068	Moer M12	Nut M12



13. CHOPPING DEVICE

SNIJ-INRICHTING

<i>Fig.</i>	<i>SR-no.</i>	<i>Omschrijving</i>	<i>Description</i>
1	433.102	Mes	Knife
2	912.605	Klemstrip voor messenbalk	Clamping strip for cutter bar
3	374.175	Rubber afdichtstrook	Rubber sealing
4	912.604	Steunstrip	Support strip
5	316.705	Sluitring A10,5	washer A10,5
6	316.906	Veerring 10 mm	Spring washer 10 mm
7	301.809	Tapbout M10×20	Bolt M10×20
8	301.805	Tapbout M10×25	Bolt M10×25
9	960.248	Messenbalk (incl. 10 t/m 14)	Cutter bar (incl. 10 to 14)
10	402.130	Glijlager 30/15	Slide bearing 30/15
11	967.040	Messenborg-as	Knife-locking shaft
12	281.010	Kunststof glijstrook 8×4	Plastic sliding strip 8×4
13	316.919	Tandveerring J16,5	Toothed spring ring J16,5
14	302.622	Cilinder kopbout M16×60	Cylinder head bolt M16×60
15	301.801	Tapbout M8×16	Bolt M8×16
16	355.764	Hydr. cilinder D20-40/138 (incl. 17 en 17a)	Hydr.cylinder D20-40/138 (incl. 17 and 17a)
	454.811	Set afdichtingen t.b.v. N° 16	Set of seals for N° 16
17	402.129	Glijlager 20/25	Slide bearing 20/25
	402.128	Glijlager 20/20	Slide bearing 20/20
18	920.751	Scharnierpen	Pivoting pin
19	364.016	Dichtring	Sealing ring
20	900.105	Rechte fitting M18×1,5	Straight fitting M18x1.5
21	355.703	Hydraulische membraanaccu 80bar	Hydraulic membrane accumulator 80bar
22	312.113	Spanstift 6×36	Clamping pin 6×36
23	920.750	Scharnierpen	Pivoting pin
24	306.704	Moer M12	Nut M12
25	301.804	Bout M12×35	Bolt M12×35
26	401.201	Looprol LR 202 NPP	Roller bearing LR 202 NPP

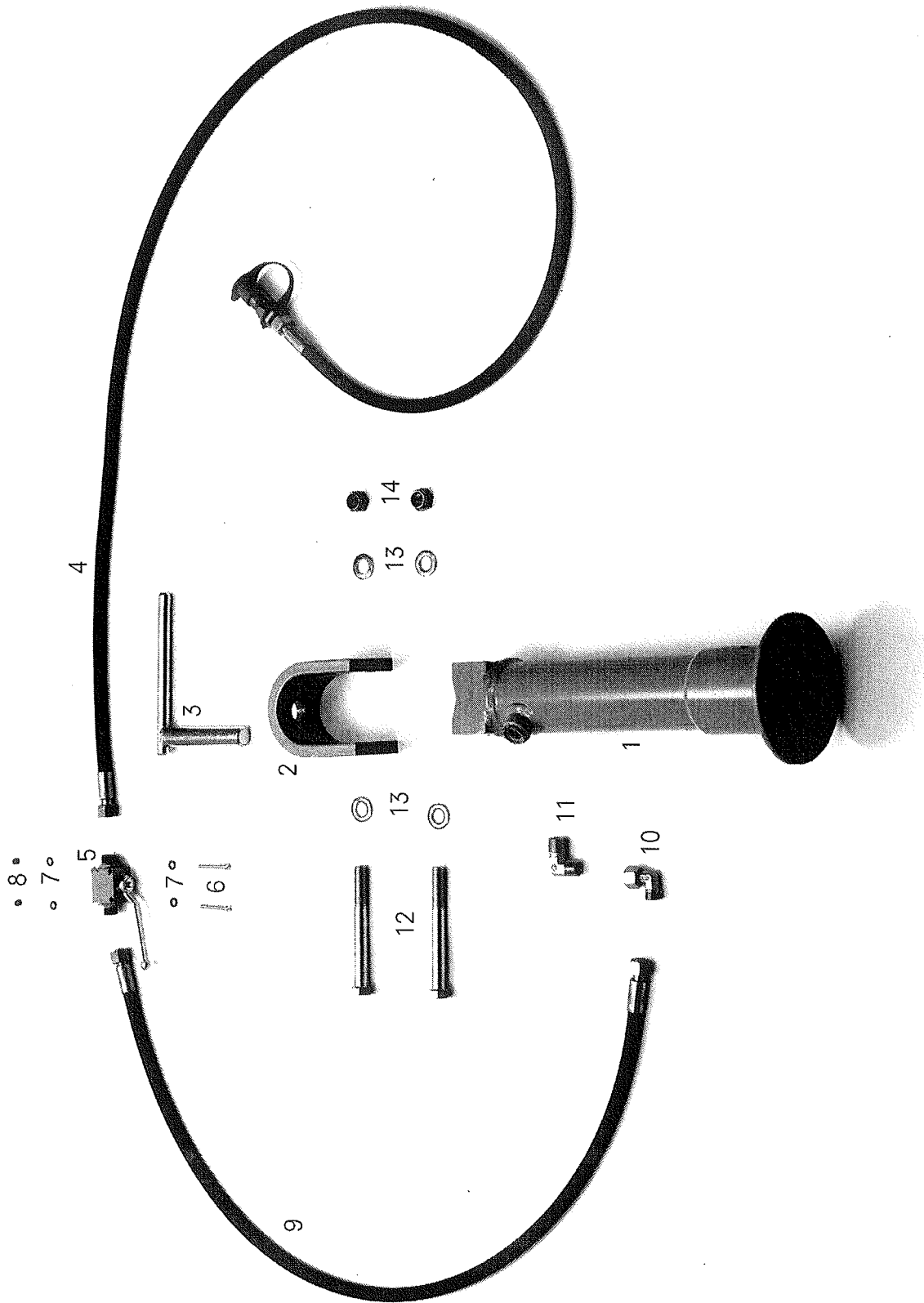


14. FEED ROLLER

INVOERROL

Drawing no. 975.010

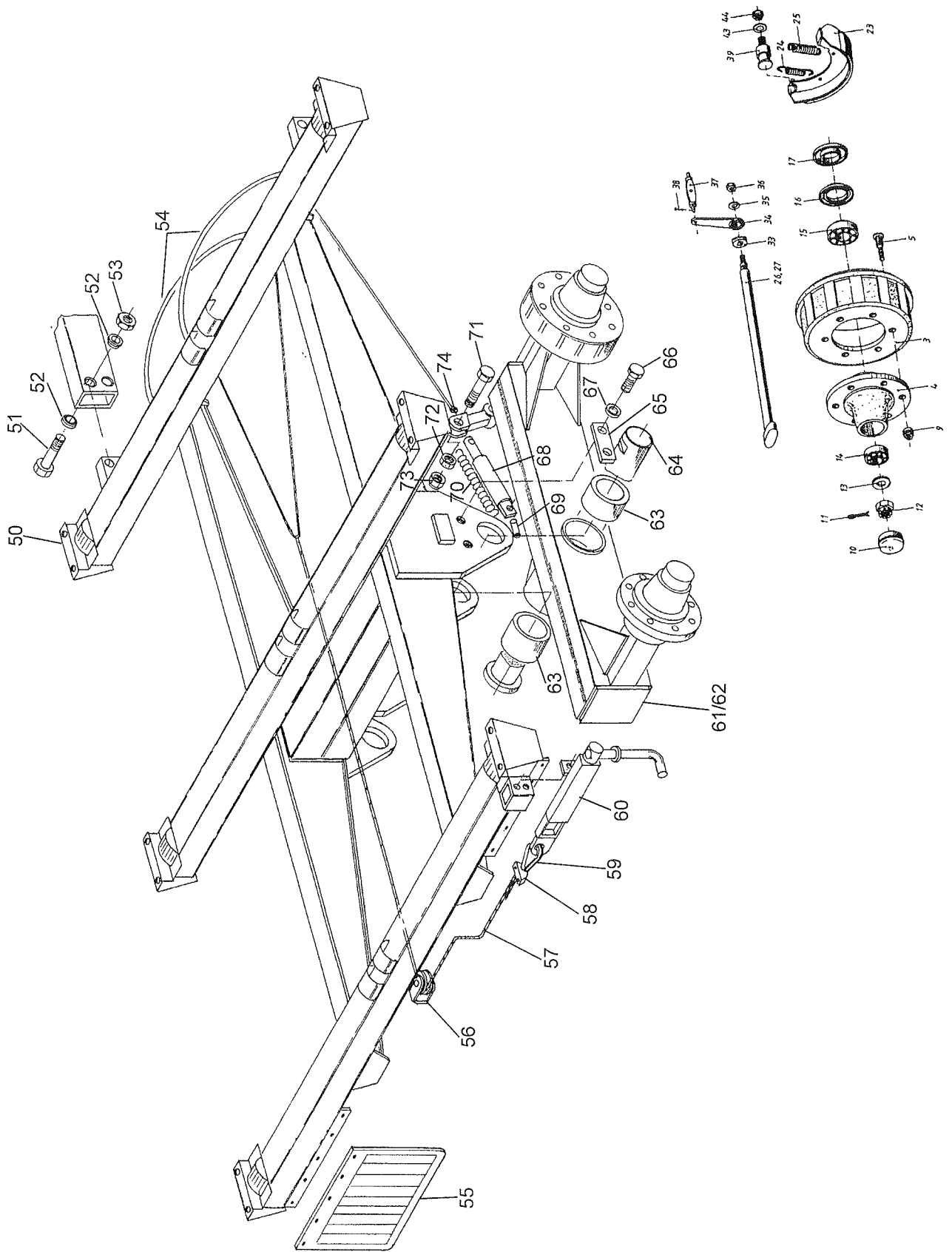
<i>Fig.</i>	<i>SR-no.</i>	<i>Omschrijving</i>	<i>Description</i>
1	953.503	Invoerrol complete Rap.100	Feed roller complete Rap.100
	953.574	Invoerrol compleet Rap. 130 en 160	Feed roller complete Rap. 130 and 160
2	920.799	Eindflens	End flange
3	401.175	Kogellager 6207-2RS	Ball bearing 6207-2RS
4	920.801	Rol as Rap.100	Roller shaft Rap.100
	921.055	Rol as Rap.130 en 160	Roller shaft Rap.130 and 160
5	967.338	Invoerrol Rap. 100	Feed roller Rap.100
	968.734	Invoerrol Rap. 130 en 160	Feed roller Rap.130 and 160



15. HYDRAULIC PARKING SUPPORT

HYDRAULISCHE STEUNPOOT

<i>Fig.</i>	<i>SR-no.</i>	<i>Omschrijving</i>	<i>Description</i>
1	967.781	Steunpootcilinder	Parking support cylinder
1a	454.059	Set afdichtingen t.b.v. N° 1	Set of seals for N° 1
2	911.784	Scharnierstuk	Hinge piece
3	967.780	Grendelpen	Locking pin
4	417.406	Hydr. slang	Hydr. hose
5	355.667	Tweeweg kogelkraan NW10	Two-way ball valve NW10
6	303.952	Cilinder kopschroef M5×45	Cylinder head screw M5×45
7	316.730	Sluitring A5,3	Washer A5,3
8	306.335	Zelfborgende moer M5	Self-locking nut M5
9	417.404	Hydr. slang	Hydr. hose
10	355.197	Instelbare haakse koppeling 12	Adjustable angle coupling 12
11	355.124	Haakse koppeling	Angle coupling
12	301.783	Bout M16×140	Bolt M16×140
13	316.707	Sluitring A17	Washer A17
14	306.303	Zelfborgende moer M16	Self-locking nut M16

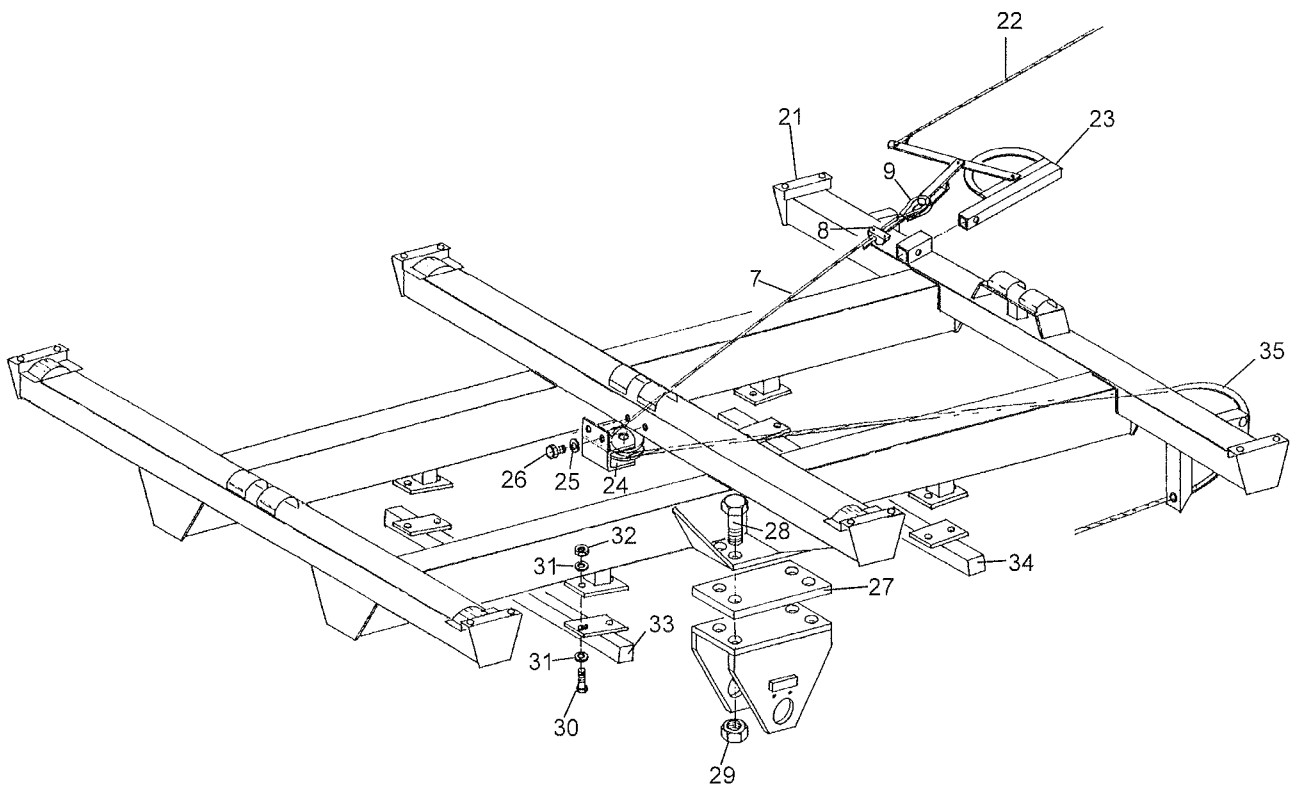
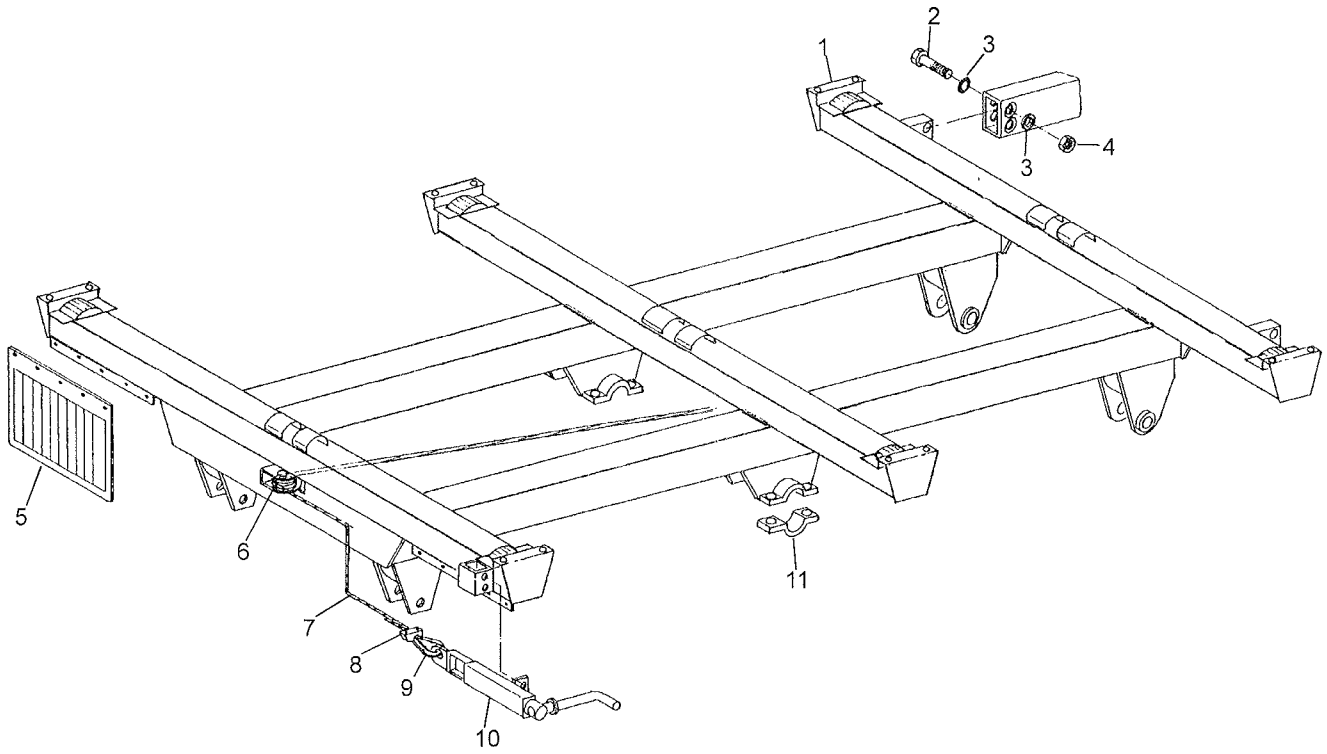


16. TANDEM FRAME TAP-BPW RAPIDE 100

TANDEMFRAME TAP-BPW RAPIDE 100

Drawing no. 975.026

<i>Fig.</i>	<i>SR-no.</i>	<i>Omschrijving</i>	<i>Description</i>
3	452.042	Remtrommel 318-20	Brake drum 318-20
4	452.041	Wielnaaf 7008-20	Wheel hub 7008-20
5	450.835	Wielbout M20×54	Wheel bolt M20×54
	450.629	Wielbout M20×70	Wheel bolt M20×70
9	450.417	Wielmoer M20	Wheel nut M20
9a	450.631	Conische Veerring 20mm	Conical spring ring 20mm
10	450.634	Naafdop 90mm	Hub cap 90mm
11	375.124	Splitpen 6mm	Split pin 6mm
12	306.317	Kroonmoer M36×1,5	Castle nut M36×1.5
13	316.739	Schijf 37mm	Disc 37mm
14	450.319	Kegellager 30210	Cone bearing 30210
15	401.147	Kegellager 32014	Cone bearing 32014
16	452.011	Vetkeerring 32014	Oil catcher 32014
17	452.010	Steuning 32014	Supporting ring 32014
24	450.274	Trekveer	Draw spring
25	450.531	Trekveer	Draw spring
26	452.xxx	Remas	Brake shaft
33	450.535	Tandschijf	Toothed disc
34	967.805	Remhefboom	Brake lever
35	316.918	Veerring 24mm (hydr.rem)	Spring ring 24 (hydr. brake)
36	306.717	Moer M24×1,5	Nut M24×1.5
39	452.021	Rembout 318	Brake bolt 318
43	316.918	Veerring 24mm	Spring washer 24mm
44	306.717	Moer M24×1,5	Nut M24×1.5
50	961.602	Tandemframe TAP-BPW	Tandem frame TAP-BPW
51	301.771	Bout M20×90	Bolt M20×90
52	316.311	Conische veerring 20mm	Conical spring ring 20mm
53	306.706	Moer M20	Nut M20
55	374.167	Spatlap 500×400	Mud quard 500×400
61	435.903	Pendelarm Li.	Oscillating lever Left
62	435.904	Pendelarm Re.	Oscillating lever Right
63	450.950	Glijlagerbus	Slide-bearing bush
64	435.907	Pendelas	Oscillating axle
65	435.908	Borgplaat	Locking plate
66	301.825	Bout M16×30	Bolt M16×30
67	316.901	Veerring 16mm	Spring washer 16mm
68	355.774	Remcilinder	Brake cylinder
68a	454.802	Set afdichtingen	Set of seals
69	312.113	Spanstift 6mm	Clamping pin
70	331.106	Trekveer	Draw spring
71	301.759	Bout M16×80	Bolt M16×80
72	306.702	Moer M16	Nut M16
73	306.303	Zelfborgende moer M16	Self-locking nut M16

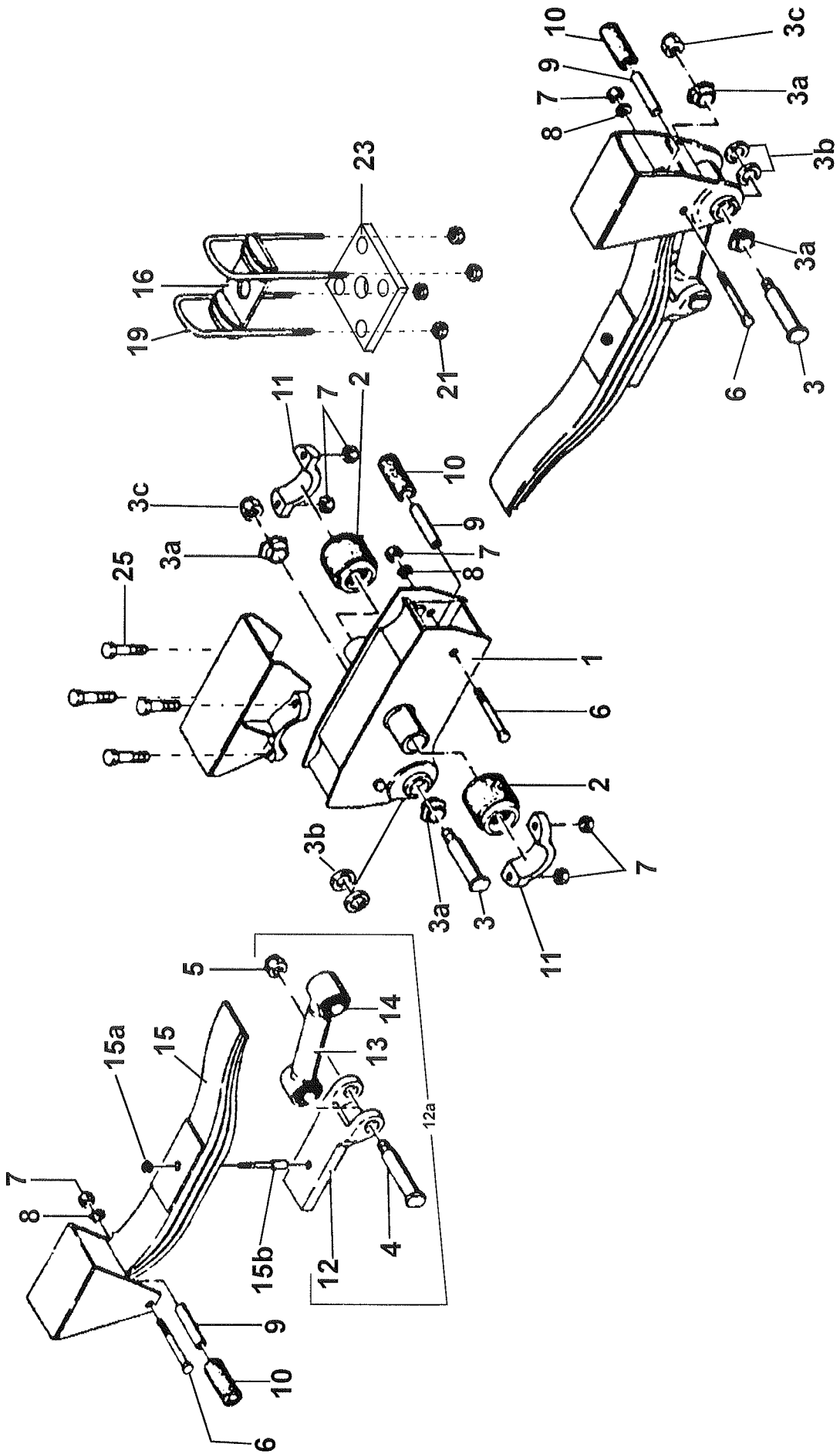


17. TANDEM FRAME RAPIDE 130 AND 160

TANDEMFRAME RAPIDE 130 EN 160

Drawing no. 975.027

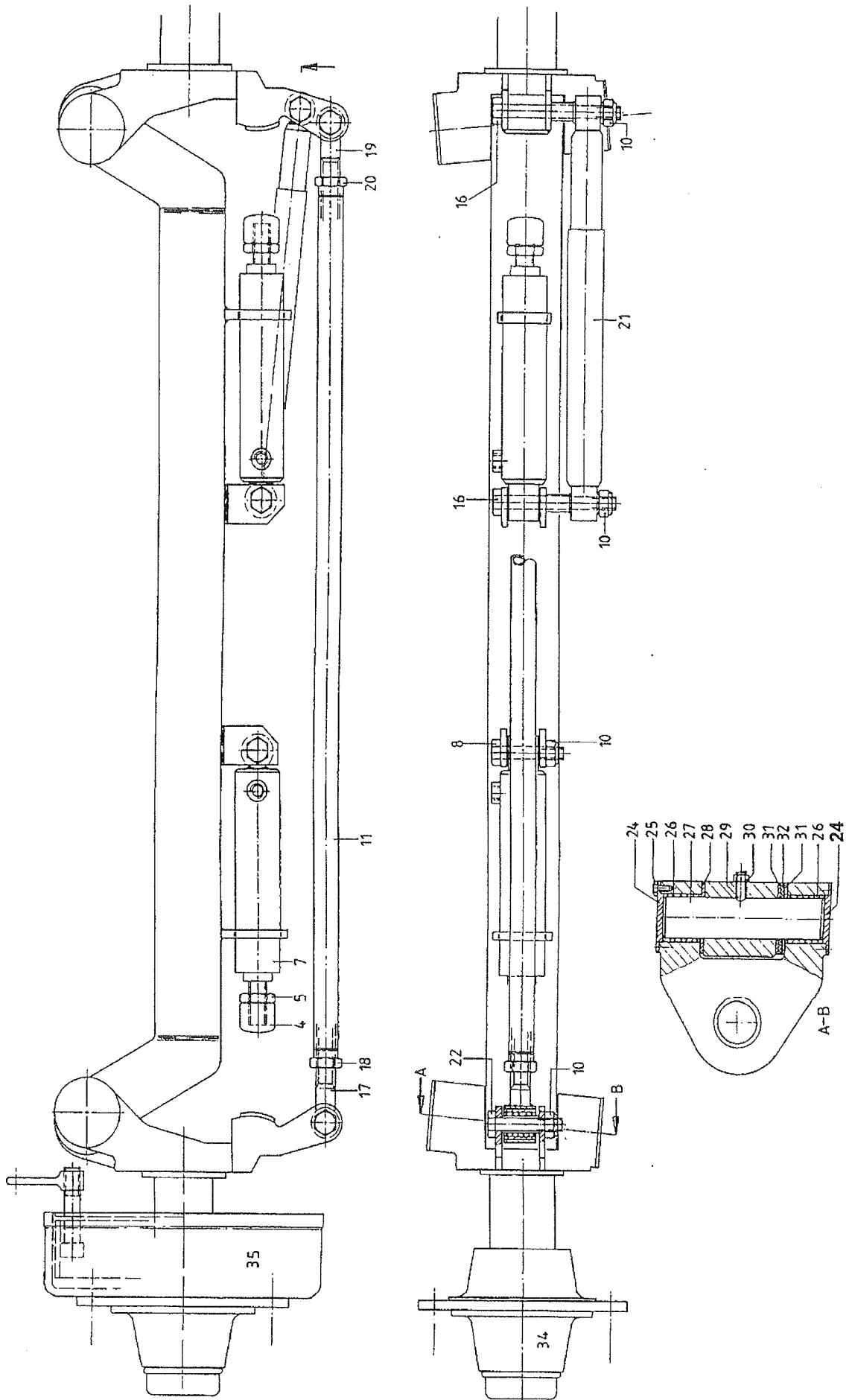
<i>Fig.</i>	<i>SR-no.</i>	<i>Omschrijving</i>	<i>Description</i>
1	961.131	Tandemframe Rapide 130	Tandem frame Rapide 130
	960.517	Tandemframe Rapide 160	Tandem frame Rapide 160
2	301.771	Bout M20×90	Bolt M20×90
3	316.311	Conische veerring 20mm	Conical spring ring 20mm
4	306.706	Moer M20	Nut M20
5	374.167	Splatlap 500×400	Mud quard 500×400
11	462.555	Lagerschaal	Bearing cup



18. GIGANT SPRING ASSEMBLIES

GIGANT VEERSTELLEN

<i>Fig.</i>	<i>SR-no.</i>	<i>Omschrijving</i>	<i>Description</i>
1	462.513	Pendelstuk Rap.100 en 130	Oscillating piece Rap.100 and 130
	462.517	Pendelstuk Rap.160	Oscillating piece Rap.160
2	450.925	Rubberbus	Rubber bushing
3	462.538	Excenterbout (incl.3a, b en c)	Eccentric bolt (incl. 3a, b and c)
4	450.926	Veerbout M27×1,5 (incl. 5)	Suspension bolt (incl. 5)
5	450.927	Moer M27×1,5	Nut M27×1.5
6	301.716	Bout M16×130 Rap.100 en 130	Bolt M16×130 Rap.100 and 130
	301.713	Bout M16×160 Rap.160	Bolt M16×160 Rap.160
7	306.303	Zelfb. moer M16	Self-locking nut M16
8	316.707	Sluitring A17	Sealing ring A17
9	926.273	Buisje L=96 Rap.100 en 130	Bush L=96 Rap.100 en 130
	926.274	Buisje L=116 Rap.160	Bush L=116 Rap.160
10	462.556	Rubberrol L=80 Rap.130 en 130	Rubber roller L=80 Rap.100 en 130
	462.557	Rubberrol L=100 Rap.160	Rubber roller L=100 Rap.160
11	462.555	Lagerschaal middenstoel	Bearing cup middle block
12	-	Veertrekplaat	Spring drawing plate
12a	462.531	Trekveearm 80/244 Rap.100	Draw spring arm 80/244 Rap.100
	462.430	Trekveearm 80/353 Rap.130	Draw spring arm 80/353 Rap.130
	462.534	Trekveearm 100/453 Rap.160	Draw springarm 100/453 Rap.453
13	-	Veertrekarm (incl. 14)	Spring draw arm (incl. 14)
14	450.944	Rubberbus	Rubber bushing
15	462.521	Veerpakket 80/1200 Rap.100	Spring assembly 80/1200 Rap.100
	462.520	Veerpakket 80/1400 Rap.130	Spring assembly 80/1400 Rap. 130
	462.523	Veerpakket 100/1600 Rap. 160	Spring assembly 100/1600 Rap.160
16	968.372	Veerplaat 80/100 Rap.100 en 130	Spring plate 80/100 Rap.100 and 130
	968.376	Veerplaat 100/110 Rap.160	Spring plate 100/110 Rap.160.
19	462.542	Veerstrop M20×320 Rap.100 en 130	Spring U-bolt M20×320 Rap.100 and 130
	462.548	Veerstrop M24×400 Rap.160	Spring U-bolt M24×400 Rap.160
21	462.551	Zelfb. moer M20×2,5 Rap.100 en 130	Self-locking nut M20×2.5 Rap.100 and 130
	462.552	Zelfb. moer M24×3 Rap.160	Self-locking nut M24×3 Rap.160
23	912.172	Veer-asplaat 80/100 Rap.100 en 130	Spring axle plate 80/100 Rap.100 and 130
	961.238	Veer-asplaat 100/110-40 Rap.160	Spring axle plate 100/110-40 Rap.160
25	301.745	Bout M16×70	Bolt M16×70

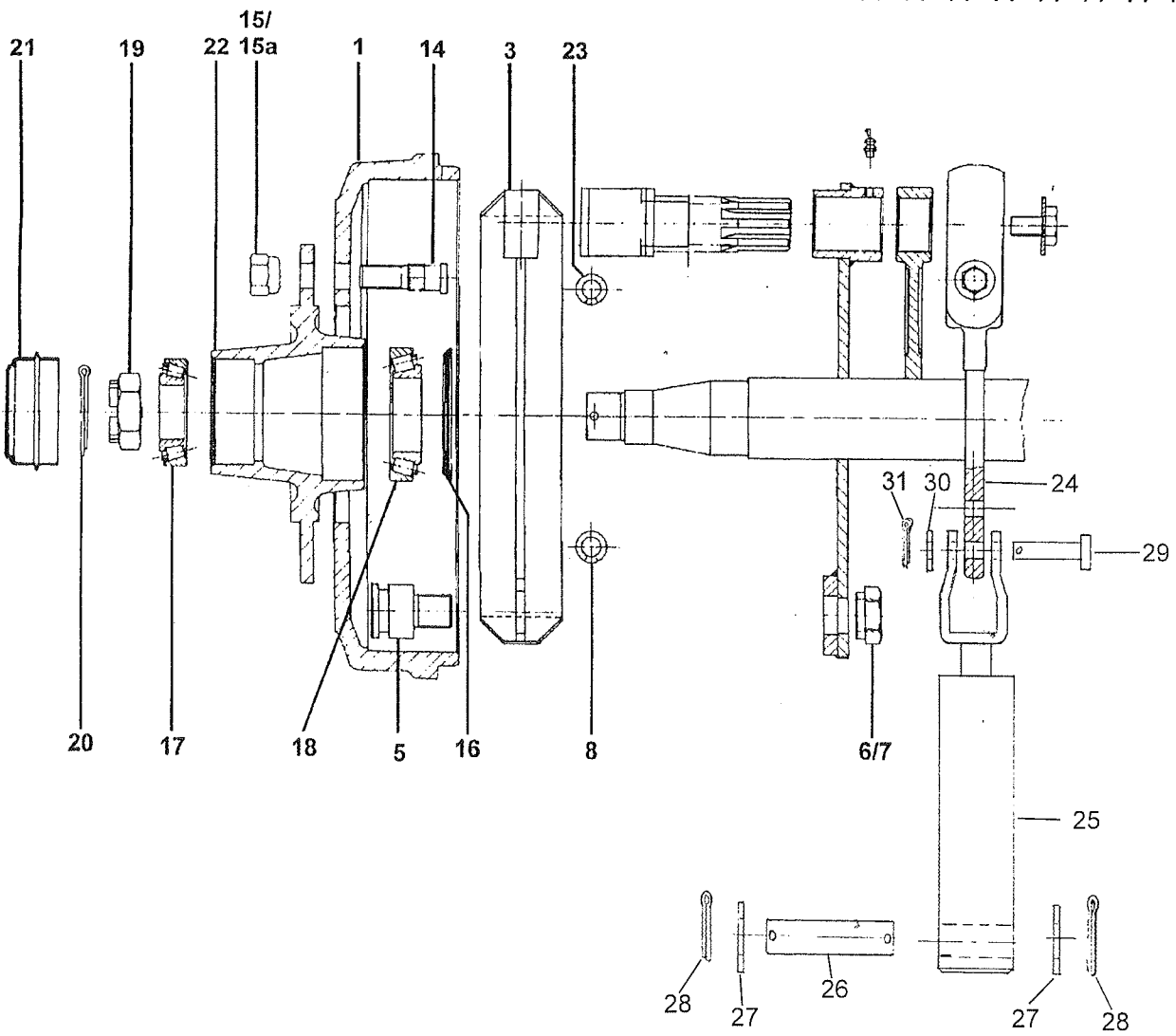
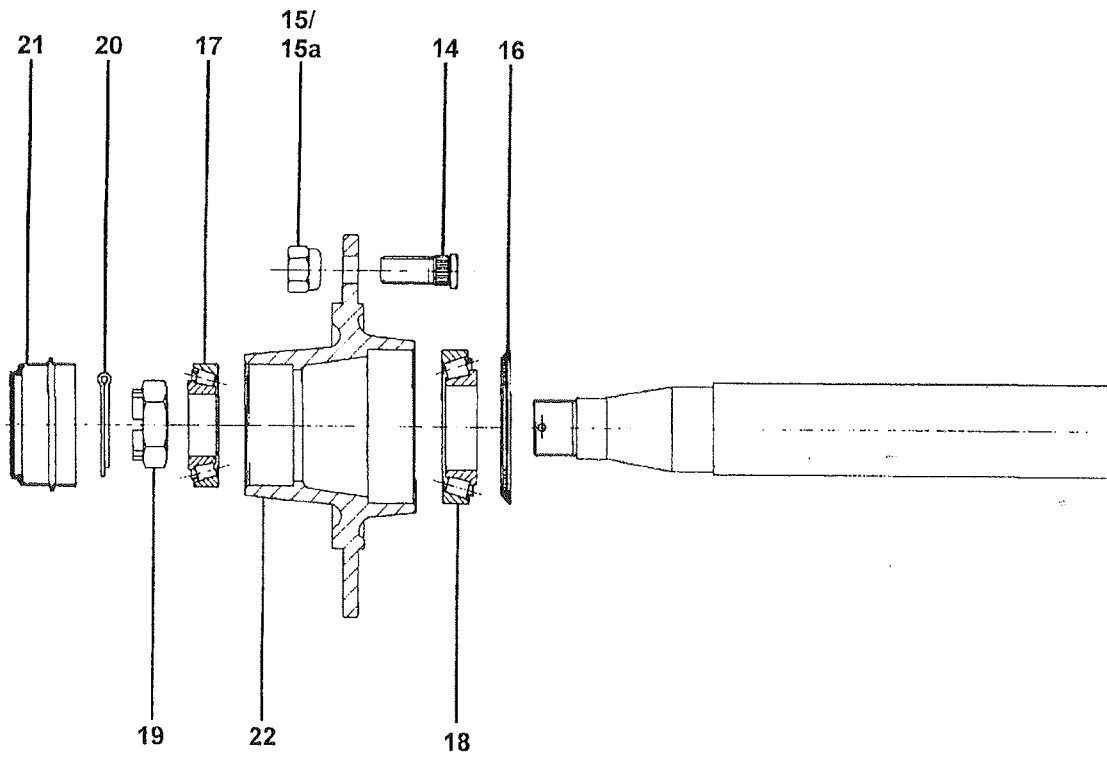


19. TRACK FOLLOWING WHEEL AXLE RAPIDE 130 AND 160

MEELOPEND GESTUURDE WIELAS RAPIDE 130 EN 160

Drawing no. 975.014

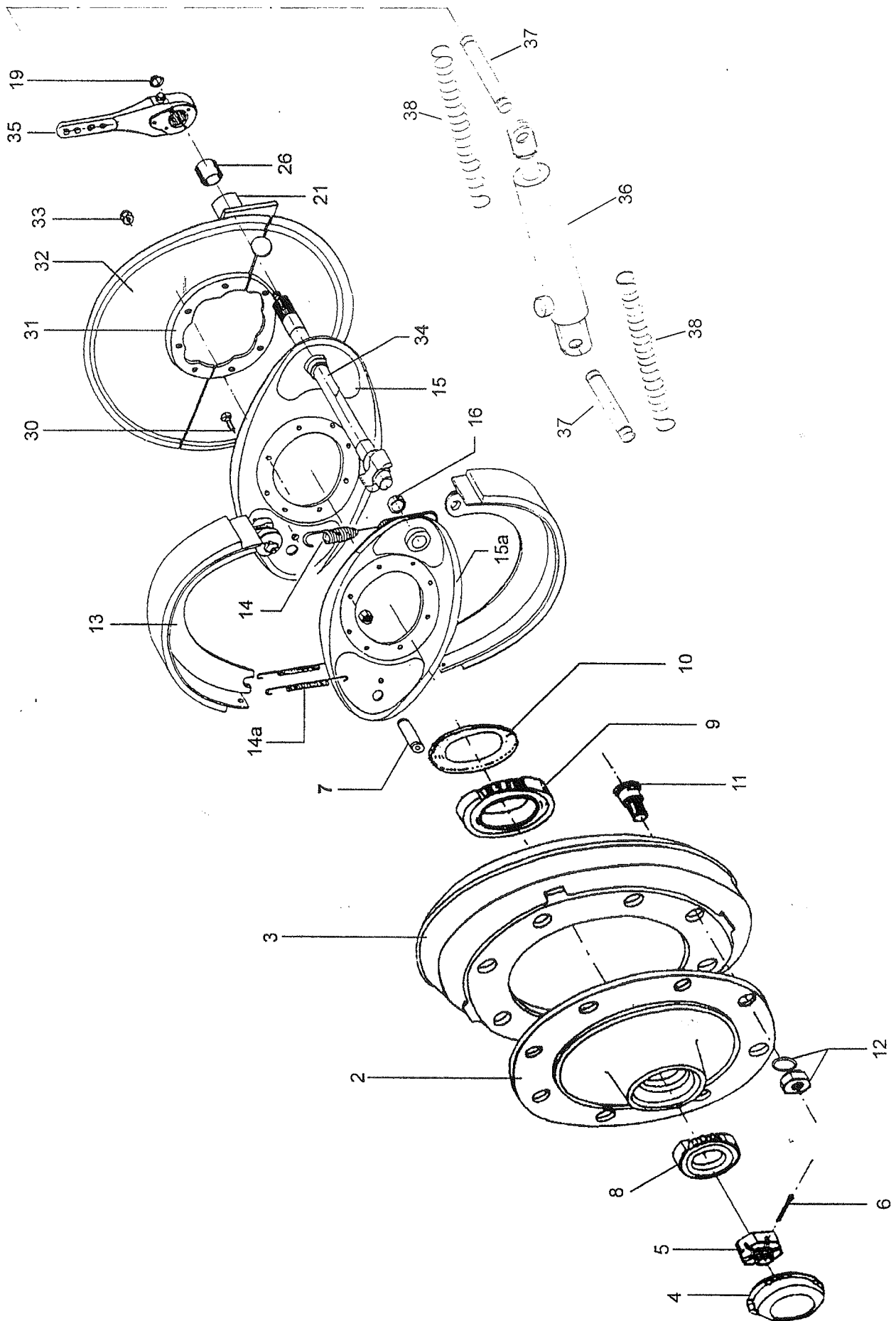
<i>Fig.</i>	<i>SR-no.</i>	<i>Omschrijving</i>	<i>Description</i>
1	435.800	Volg-as 10898 Rap. 130	Track-following axle 10898 Rap. 130
	432.070	Volg-as 1110 rap.160	Track-following axle 1110 Rap. 160
4	452.405	Dopmoer M27×3	Capped nut M27×3
5	306.368	Moer M27×3	Nut M27×3
7	452.404	Arreteercilinder	Stop-motion cylinder
7a	452.409	Set afdichtingen	Set of seals
8	301.781	Bout M20×130	Bolt M20×130
10	306.314	Zelfb. moer M20	Self-locking nut M20
16	301.795	Bout M20×190	Bolt M20×190
17	452.396	Draadeind M30×3,5L (incl. 17a)	Threaded end M30×3.5L (incl. 17a)
17a	452.398	Elastische lagerbus 20 / 38	Elastic bearing bush 20 / 38
18	306.361	Moer M30×3.5L	Nut M30×3.5
19	452.397	Draadeind M30×3,5R (incl. 17a)	Threaded end M30×3.5R (incl. 17a)
20	306.362	Moer M30×3,5R	Nut M30×3.5R
21	452.406	Schokdemper	Shock absorber
22	301.771	Bout M20×90	Bolt M20×90
24	452.395	Sluitdeksel	Cover
25	301.806	Bout M8×20	Bolt M8×20
26	452.391	Lagerbus	Bearing bush
27	452.390	Fusee-as	Swivel pin shaft
28	452.393	Axiaalschijf	Axial disc
29	304.115	Stelschroef M16×30	Setting screw M16×30
30	306.702	Moer M16	Nut M16
31	452.394	Vulschijf	Filler disc
32	452.393	Axiaalschijf	Axial disc
33	301.835	Bout M8×30	Bolt M8×30
34	-	Asstomp (zie blz. 45) Rap. 130	Shaft end (See page 45)Rap.130
	-	Asstomp (zie blz. 47) Rap. 160	Shaft end (See page 47)Rap.160



20. WHEEL AXLES ADR RAPIDE 130 (TYPE 898 BRAKE 400x80)

WIELASSEN ADR RAPIDE 130 (TYPE 898 REM 400x80)


<i>Fig.</i>	<i>SR-no.</i>	<i>Omschrijving</i>	<i>Description</i>
1	452.326	Remtrommel 400×80	Brake drum 400×80
3	452.338	Remschoen 400×80	Brake shoe 400×80
6	316.918	Veerring 24 mm	Spring ring 24 mm
7	306.717	Moer M24×1,5	Nut M24×1.5
8	452.343	Trekveer 400×80	Draw spring 400×80
14	450.629	Wielbout M20×1,5 L=70	Wheel bolt M20×1.5 L=70
15	450.630	Wielmoer M20×1,5	Wheel nut M20×1.5
15a	450.631	Bolle veerring 20 mm	Spring ring 20 mm
16	452.366	Dichtring	Sealing ring
17	401.268	Kegellager buiten 32214	Cone bearing outside 32214
18	401.250	Kegellager binnen 32217	Cone bearing inside 32217
19	452.359	Kroonmoer M48×1,5/80	Castle nut M48×1.5/80
20	375.142	Splitpen 4×80	Split 4×80
21	452.356	Naafdop Ø125 - schroefbevestiging	Hub cap Ø125 - screw fastening
22	452.317	Wielnaaf	Radnabe
23	452.343	Trekveer	Draw spring
24	452.385	Remhefboom 32	Brake lever 32
25	452.402	Remcilinder 25mm	Brake cylinder
26	920.673	Scharnierpen 20mm	Pivoting pin 20mm
27	316.725	Sluitring A21	Washer A21
28	375.118	Splitpen 5×30	Split pin 5×30
29	349.076	Pen 14mm	Pin 14mm
30	316.741	Sluitring A15	Washer A15
31	375.122	Splitpen 3×25	Split 3×25



21. WHEEL AXLES COLAERT ((TYP 1110) BRAKE 406×120) RAPIDE 160

WIELASSEN COLAERT ((TYP 1110) REM 406×120) RAPIDE 160

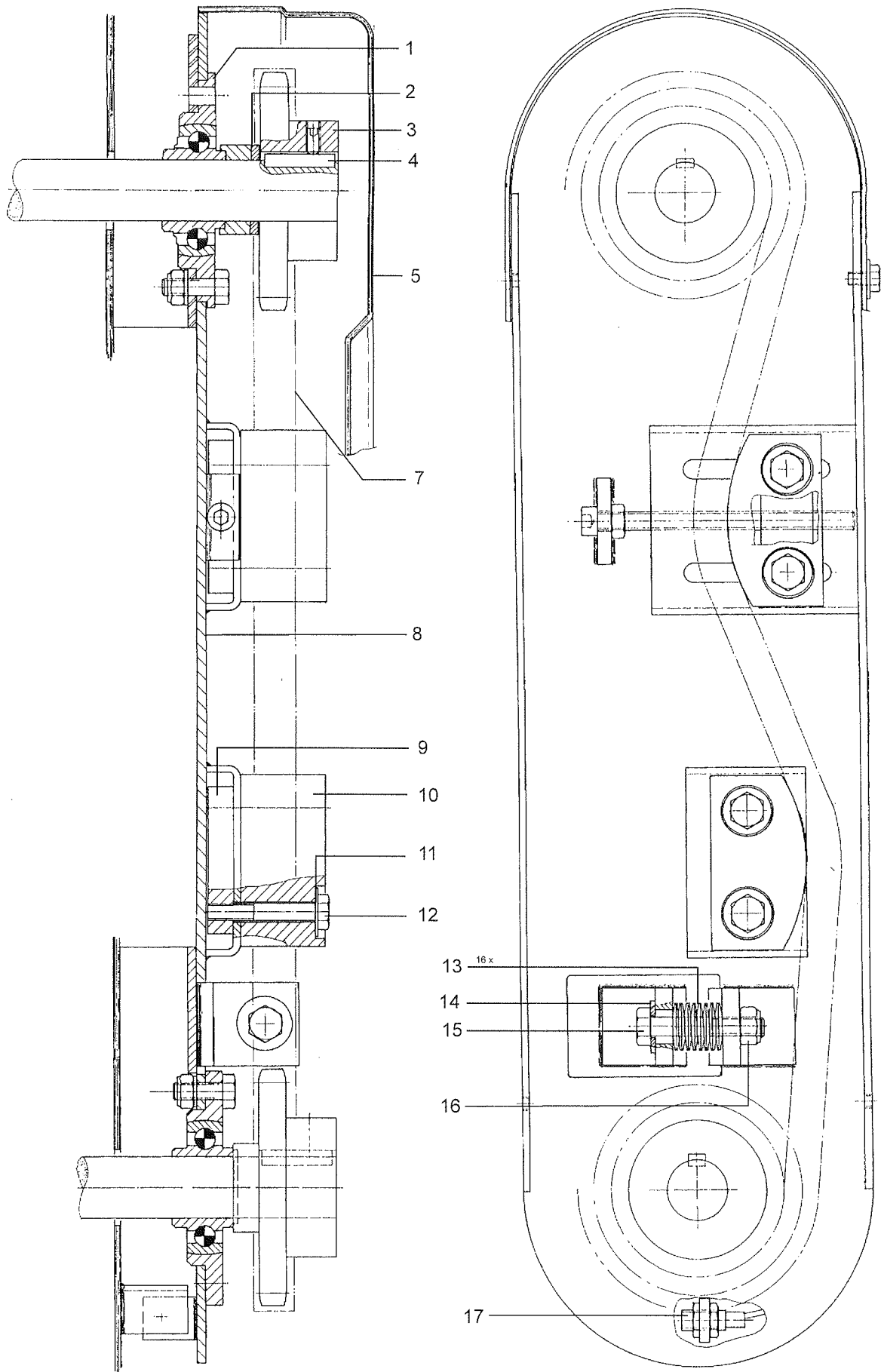
<i>Fig.</i>	<i>SR-no.</i>	<i>Omschrijving</i>	<i>Description</i>
2	452.318	Wielnaaf	Radnabe
3	452.329	Remtrommel 406×120	Brake drum 406×120
4	452.350	Naafdop	Hub cap
5	452.386	Kroonmoer M70×1,5-90	Castle nut M70×1.5-90
6	375.139	Splitpen	Split pin
7	452.389	Remschoen as	Brake shoe shaft
8	401.196	Kegellager binnen 32215	Cone bearing inside 32215
9	401.267	Kegellager buiten 33021	Cone bearing outside 33021
10	452.382	Dichtring	Sealing ring
10a	452.383	Steuning voor dichtring	Supporting ring for sealing ring
11	452.335	Wielbout M22×1,5-96	Wheel bolt M22×1.5-96
12	450.735	Bolle veerring 22 mm	Spring ring 22 mm
12a	452.050	Wielmoer M22×1,5	Wheel nut M22×1.5
13	452.379	Remschoen 406×120	Brake shoe 406×120
14	452.349	Trekveer remstang zijde	Draw spring brake rod side
14a	452.348	Trekveer vaste zijde	Draw spring fixed side
15	452.454	Ankerplaat achterzijde	Anchor plate rear side
15a	452.455	Ankerplaat voorzijde	Anchor plate front side
16	452.457	Lagerbus S/Z nok	Bearing bush S/Z cam
19	313.106	Borgring A25	Locking ring A25
26	452.456	Lagerbus rem-as	Bearing bush brake shaft
30	452.429	Bout M12×35-10.9	Bolt M12×35-10.9
30a	452.430	Zelfb. moer M12	Locking nut M12
32	452.480	Dichtplaat	Sealing plate
33	306.306	Moer M10	Nut M10
34	452.470	Rem-as S-Nok	Brake shaft
	452.471	Rem-as Z-Nok	Brake shaft
35	452.387	Remhefboom Li.	Brake lever Left
	452.399	Remhefboom Re.	Brake lever Right
36	452.403	Remcilinder 30mm	Brake cylinder 30mm
37	452.408	Scharnierpen	Pivoting pin
38	331.103	Trekveer	Draw spring



22. BEATER DRIVE WITH CHAIN TENSIONER

WALSAANDRIJVING MET KETTINGSPANNER


<i>Fig.</i>	<i>SR-no.</i>	<i>Omschrijving</i>	<i>Description</i>
1	930.596	Eindkap HVS-Rap.	Cover, end HVS-Rap.
2	967.150	Middenkap Rap. 100-SW	Cover, middle Rap. 100-SW
	967.149	Middenkap Rap. 100-V	Cover, middle Rap. 100-V
	961.121	Middenkap voor Rap. 130	Cover, middle front Rap. 130
	936.111	Middenkap achter Rap. 130 en 160	Cover, middle rear Rap.130 end 160
	961.733	Middenkap voor Rap. 160	Cover, middle front Rap. 160
4	301.801	Tapbout M8×16	Tap bolt M8×16
5	316.722	Sluitplaat A8,4	Washer A8,4
6	967.152	Lagerplaat voor Rap.100-SW en 100-V	Bearing plate front Rap.100-SW en 100-V
	961.120	Lagerplaat voor Rap.130	Bearing plate front Rap.130
	961.732	Lagerplaat voor Rap.160	Bearing plate front Rap.160
7	356.172	Ketting 1"×17.02-16B	Chain 1"×17.02-16B
8	356.143	Verbindingsschalm 1"×17.02	Joining link 1"×17.02
9	313.114	Buitenborgring A40	Locking ring A40, outside
10	922.011	Kettinggeleiderol	Chain guide roller
11	313.106	Buitenborgring A25	Locking ring A25, outside
12	402.131	Glijlager 40/20	Slide bearing 40/20
13	967.095	Kettingspanner	Chain tensioner
14	967.096	Spanbout	Tension bolt
15	402.132	Glijlager 25/25	Slide bearing 25/25
16	925.690	Veerkop	Spring head
17	331.219	Drukveer	Pressure spring
18	925.691	Veerschijf	Spring disc
19	306.303	Zelfborgende moer M16	Self-locking nut M16
20	306.701	Moer M10	Nut M10
21	316.906	Veerring 10 mm	Spring washer 10 mm
22	316.705	Sluitring A10,5	Washer A10,5
23	301.811	Tapbout M10×30	Bolt M10×30
24	967.155	Lagerplaat achter Rap.100-SW	Bearing plate back Rap.100-SW
	967.154	Lagerplaat achter Rap.100-V	Bearing plate back Rap.100-V
	960.793	Lagerplaat achter Rap.130 en 160	Bearing plate back Rap. 130 end 160
25	922.012	Glijblok	Sliding block
26	301.719	Bout M10×70	Bolt M10×70



23. BEATER PROTECTIVE DEVICE

WALSBEVEILIGING


<i>Fig.</i>	<i>SR-no.</i>	<i>Omschrijving</i>	<i>Description</i>
1	900.103	Flenslager RME 35 met rand	Flange bearing with edge RME 35
2	934.155	Ring 51/36	Ring 51/36
3	353.173	Kettingwiel 1"×17,02-15	Chain wheel 1"×17,02-15
4	315.104	Inlegspie 10×8×40	Key 10×8×40
5	375.502	Beschermkap	Protective cover
6	301.801	Bout M8×16	Bolt M8×16
6a	316.722	Sluitplaat A8,4	Washer A8,4
7	356.146	Ketting 1"-61 Rap. 100 en 130	Chain 1"-61 Rap.100 and 130
	356.192	Ketting 1"-63 Rap.160	Chain 1"-63 Rap.160
8	960.615	Lagerplaat Rap.100 en 130	Bearing plate Rap.100 and 130
	961.728	Lagerplaat Rap.160	Bearing plate Rap.160
9	912.671	Spanstrip kettingspanner TB-10	Tensioning strip for chain tensioner TB-10
10	353.202	Spanblok 50	Tension block 50
11	316.719	Sluitplaat A10,5	Washer A10,5
12	301.726	Bout M10×60	Bolt M10×60
13	332.005	Schotelveer 28×12.2×1	Cup spring 28×12.2×1
14	316.701	Sluitring A13	Washer A13
15	301.775	Bout M12×70	Bolt M12×70
16	306.302	Zelfborgende moer M12	Self-locking nut M12
17	484.115	Sensor	Sensor
18	302.935	Spanbout M10×140	Bolt M10×140
19	306.701	Moer M10	Nut M10
20	401.204	Flenslager RME35	Flange bearing RME35



24. DISTRIBUTION BEATERS RAPIDE 100-SW

VERDEEL-WALSEN RAPIDE 100-SW

<i>Fig.</i>	<i>SR-no.</i>	<i>Omschrijving</i>	<i>Discription</i>
1	967.425	Verdeelwals onder	Distribution beater, lower
2	967.400	Verdeelwals boven	Distribution beater, top
3	309.233	Popnagel gegroefd	Pop rivet, grooved
4	914.024	Afdichtstrip L=400	Sealing strip L=400
5	401.204	Flenslager RME 35	Flange bearing RME 35
6	900.092	Beschermkapje	Protective cover
7	353.403	Ketting wiel 1" Z=24	Chain wheel 1" Z=24
8	315.123	Spie 12×8×45	Feather key 12×8×45
9	304.105	Stelschroef M10	Adjusting screw M10
10	401.198	Flenslager RME-40	Flange bearing RME-40
11	301.775	Bout M12×70	Bolt M12×70
12	316.701	Sluitplaat A13	Washer A13
13	332.005	Schotelveer	Cup spring
14	316.702	Sluitring A13	Washer A13
15	306.302	Zelfborgende moer M12	Self-locking nut M12
16	960.615	Lagerplaat met eindstop	Bearing plate with stop-motion
17	484.115	Sensor	Sensor
18	315.104	Spie 10×8×40	Key 10×8×40
19	353.173	Ketting wiel 1" Z=15	Chain wheel 1" Z=15
20	356.146	Ketting 1"-61	Chain 1"-61
21	356.143	Verbindschalm 1"×17,02	Joining link 1"×17.02
22	306.359	Plaatmoer M8 zelfborgend	Self-locking nut M8
23	301.801	Bout M8×16	Nut M8×16
24	375.502	Beschermkap	Protective cover
25	301.726	Bout M10×60	Bolt M10×60
26	316.719	Sluitplaat 10,5 mm	Washer 10.5 mm
27	353.202	Spanblok 50	Tension block 50
28	912.671	Spanstrip TB-10	Tensioning strip
28a	302.935	Spanbout M10×140	Tension bolt M10×140
29	934.155	Ring 51/36	Ring 51/36
30	900.103	Flenslager RME35 met rand	Flange bearing with edge RME35




•10

-23

25. DISTRIBUTION BEATERS RAPIDE 100-V ; 130-SW AND 160-SW

VERDEEL-WALSEN RAPIDE 100-V ; 130-SW EN 160-SW

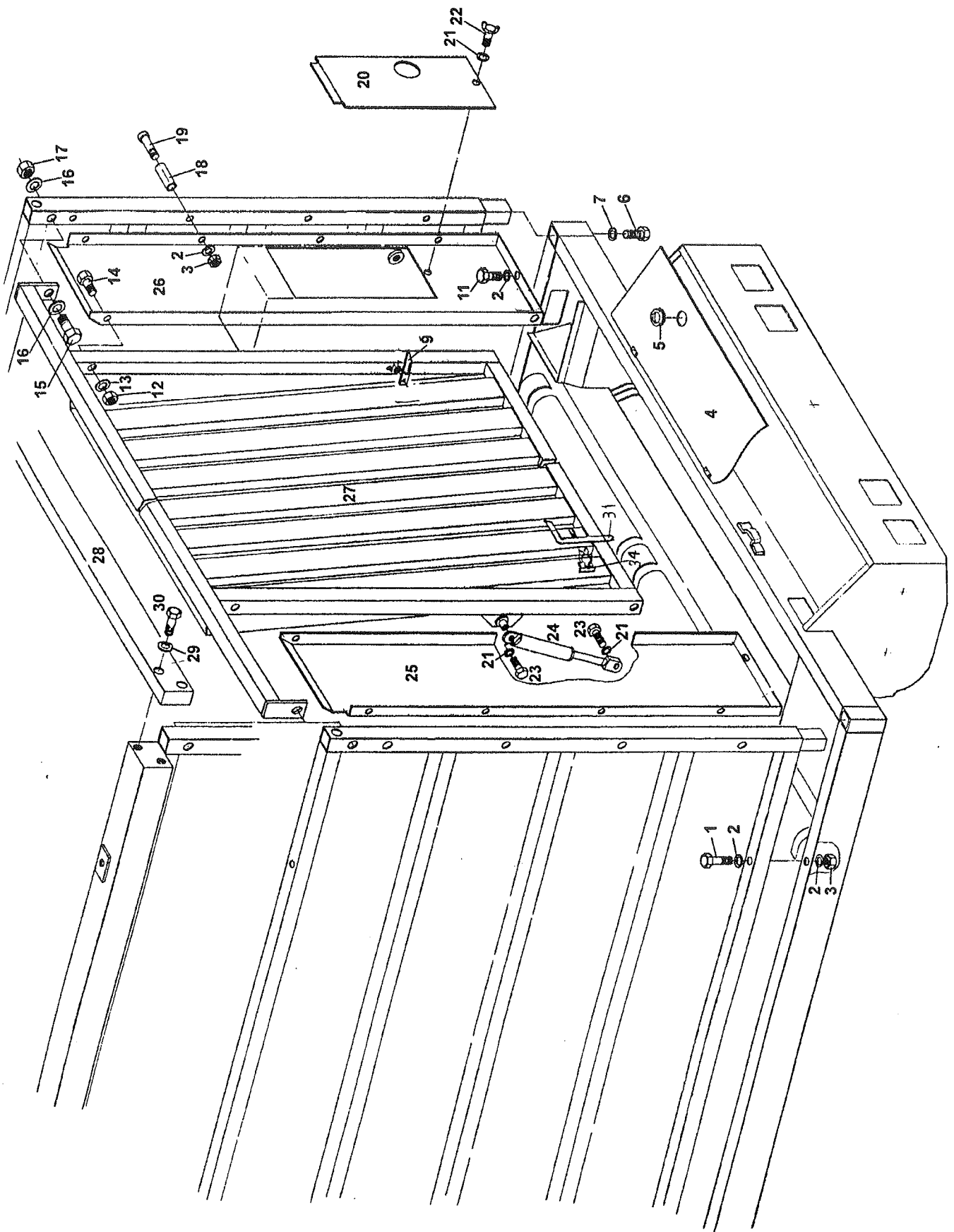
Fig.	SR-no.	Omschrijving	Description
1	967.399	Verdeelwals onder Rap.100V	Distribution beater, lower Rap.100V
	967.425	Verdeelwals onder Rap. 130 en 160	Distribution beater, lower Rap.130 and 160
2	967.400	Verdeelwals midden	Distribution beater, middle
3	967.400	Verdeelwals boven	Distribution beater, top
4	309.233	Popnagel gegroefd	Pop rivet, grooved
5	914.024	Afdichtstrip L=400	Sealing strip L=400
6	401.134	Lagerflens 35-3gts Rap.100V	Bearing flange 35-3hls Rap.100V
7	401.178	Flenslager GE35 Rap. 100V	Flange bearing GE35 Rap. 100V
8	353.149	Kettingwiel ¾" Z = 21 Rap.100V	Chain wheel ¾" Z = 21 Rap.100V
	353.173	Kettingwiel 1" Z = 15/35 Rap.SW	Chain wheel 1" Z = 15/35 Rap.SW
9	315.104	Spie 10×8×40	Feather key 10×8×40
10	304.105	Stelschroef M10	Set screw M10
11	960.618	Lagerplaat II-III Rap.100V	Bearing plate II-III Rap.100V
	961.610	Lagerplaat II-III Rap.130	Bearing plate II-III Rap.130
	961.729	Lagerplaat II-III Rap.160	Bearing plate II-III Rap.160
12	912.671	Spanstrip TB-10	Tensioning strip TB-10
12a	302.935	Spanbout M10×140	Tension bolt M10×140
13	353.202	Spanblok 50	Tension block 50
14	316.719	Ring 10,5 mm	Ring 10.5 mm
15	301.726	Bout M10×60	Bolt M10×60
16	356.156	Ketting ¾" × ½"-81 Rap.100V.	Chain ¾" × ½"-81 Rap.100V
	356.146	Ketting 1"-61 Rap.100SW en 130	Chain 1"-61 Rap.100SW en 130
	356.192	Ketting 1"-63 Rap.160	Chain 1"-63 Rap.160
17	375.502	Beschermkap	Protective cover
18	301.801	Bout M8×16	Bolt M8×16
19	306.359	Plaatmoer M8 zelfborgend	Self-locking nut M8
20	914.025	Afdichtstrip L=670	Sealing strip L=670
21	953.457	Kettingwiel 1" Z=24 met breekbout	Chain wheel 1" Z=24 with shearing bolt
	301.215	Breekbout M12×45	Shearing bolt M12×45
22	401.198	Flenslager RME-40	Flange bearing RME-40
23	315.123	Spie 12×8×45	Feather key 12×8×45
25	401.204	Flenslager RME 35	Flange bearing RME 35
26	301.775	Bout M12×70	Bolt M12×70
27	316.701	Sluitring A13	Sealing ring A13
28	332.005	Schotelveer	Cup spring
29	316.702	Sluitring	Sealing ring
30	306.302	Zelfborgende moer M12	Self-locking nut M12
31	960.615	Lagerplaat met eindstop Rap.100 en 130	Bearingplate with stop Rap.100 and 130
	961.728	Lagerplaat met eindstop Rap.160	Bearing plate with stop Rap.160
32	484.115	Sensor	Sensor
33	353.173	Kettingwiel 1" Z=15	Chain wheel 1" Z=15
34	356.146	Ketting 1"-61 Rap.100SW en 130	Chain 1"-61 Rap.100SW en 130
	356.192	Ketting 1"-63 Rap.160	Chain 1"-63 Rap.160
35	356.143	Verbindingsschalm 1"×17.02	Joining link 1"×17.02
36	375.502	Beschermkap	Protective cover
37	934.100	Lagerflens Rap.100V	Bearing flange Rap.100V
	900.103	Flenslager RME35 met rand Rap.SW	Flange bearing with edge RME35 Rap.SW
38	934.155	Ring 51/36	Ring 51/36
39	900.082	Beschermkapje Rap.100V	Protective cover Rap.100V
	900.092	Beschermkapje Rap.SW	Protective cover Rap.SW



26. HYDRAULIC/ELEKTRICAL OPERATION

HYDRAULISCH/ELEKTRISCHE BEDIENING

<i>Fig.</i>	<i>SR-no.</i>	<i>Omschrijving</i>	<i>Description</i>
1	349.063	Vleugelknop M8×20	Wing nut M8×20
2	912.146	Bevestigingsbeugel	Mounting bracket
3	484.515	Bedieningsunit (incl. 3a t/m f)	Pilot box (incl. 3a up to f)
3a	349.067	Trillingsdemper	Vibration damper
3b	484.133	Kontakblok	Contact block
3c	484.134	Schakelhandel-vast	Fixed switch lever
3d	484.135	Schakelhandel-verend	Spring switch lever
3e	484.132	Beschermerhoes	Protective cover
3f	484.037	Signaallamp-rood	Warning light, red
3g	484.136	Drukschakelaar-rood	Pressure switch, red
3h	484.137	Drukschakelaar-groen	Pressure switch, green
3i	484.138	Impulsschakelaar "+"	Impulse switch "+"
3j	484.139	Impulsschakelaar "-"	Impulse switch "-"
3k	484.144	Chassisdeel met pen 4-polig	Surface-mounted connector 4P
4	484.602	Verbindingskabel	Connection cable
4a	484.142	Stekker met pen 4-polig	Straight cable connector 4P
	484.143	Stekker met bus 4-polig	Straight cable socket 4P
5	484.607	Voedingsunit	Supply unit
5a	484.144	Chassisdeel met pen 4-polig	Surface-mounted connector 4P
6	484.615	Stuurunit Rap.SW	Control unit Rap.SW
	484.616	Stuurunit Rap.100V	Control unit Rap.100V
7	484.121	Dichtring GDM 3-16	Sealing ring GDM 3-16
8	484.122	Schroef M3×35	Screw M3×35
9	484.059	Connector zwart (incl. 7 en 8)	Connector, black (incl. 7, 8)
10	484.060	Connector grijs (incl. 7 en 8)	Connector, grey (incl. 7 and 8)
11	355.302	Manometer 0-250 bar	Manometer 0-250 Bar
12	355.303	Manometer-voorflens	Manometer front flange
13	961.109	Montage-steunplaat	Mounting-support plate
14	355.685	Hydraulisch manifold Rap.SW	Elektro-hydraulic manifold Rap.SW
	355.686	Hydraulisch manifold Rap.100V	Electro-hydraulic manifold Rap.100V
17	961.108	Stuurblok-console	Manifold support
18	936.447	Sluitplaat	Locking plate
19	306.359	Plaatmoer M8 zelfborgend	Self-locking plate nut M8

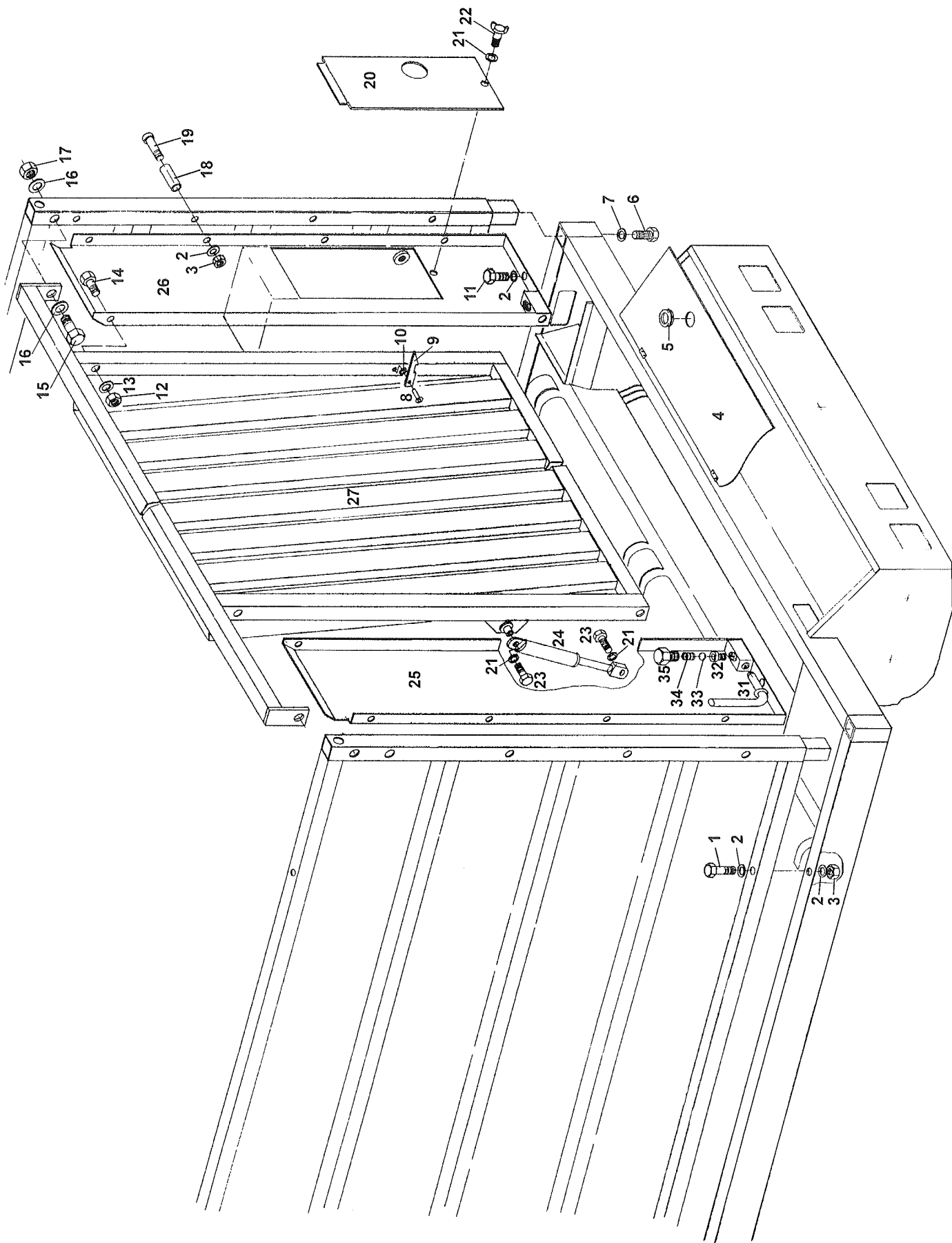


27. FRONT BOARD RAPIDE 100

VOORBORD RAPIDE 100

Drawing no. 975.001

<i>Fig.</i>	<i>SR-no.</i>	<i>Omschrijving</i>	<i>Description</i>
1	301.739	Bout M10×90	Bolt M10×90
2	316.705	Sluitring A10,5	Washer A10,5
3	306.306	Zelfborgende moer M10	Self-locking nut M10
4	935.434	Deksel 25	Protective cover 25
5	376.141	Tulle	Tulle
6	301.836	Bout M16×45	Bolt M16×45
7	316.901	Veerring 16 mm	Spring washer 16 mm
9	371.294	Tuimelsluitng	Rocker fastening
11	301.809	Bout M10×20	Bolt M10×20
12	306.303	Zelfborgende moer M16	Self-locking nut M16
13	316.707	Sluitring A17	Washer A17
14	301.759	Bout M16×80	Bolt M16×80
15	301.771	Bout M20×90	Bolt M20×90
16	316.725	Sluitring A21	Washer A21
17	306.314	Zelfborgende moer M20	Self-locking nut M20
18	925.393	Busje L=37	Bush L=37
19	302.603	Cilinderkopbout M10×60	Cylinder head bolt M10×60
20	936.447	Sluitplaat	Locking plate
21	316.703	Sluitring A8,4	Washer A8,4
22	349.063	Vleugelknop M8×20	Wing nut M8×20
23	301.750	Bout M8×35	Bolt M8×35
24	333.001	Gasdrukveer	Gas pressure spring
25	967.607	Voorwand-zijstuk rechts	Front board side piece right
26	961.103	Voorwand-zijstuk links	Front board side piece left
27	967.602	Voorbord 2216	Front board 2016
31	967.142	Grendelpen	Locking pin
32	302.620	Cilinderkopbout M10×30	Cylinder head bolt M10×30
33	349.028	Kogel Ø10	Ball Ø10
34	331.202	Borgveer	Locking spring
35	900.115	Grendelbout M20×25	Locking bolt M20×25

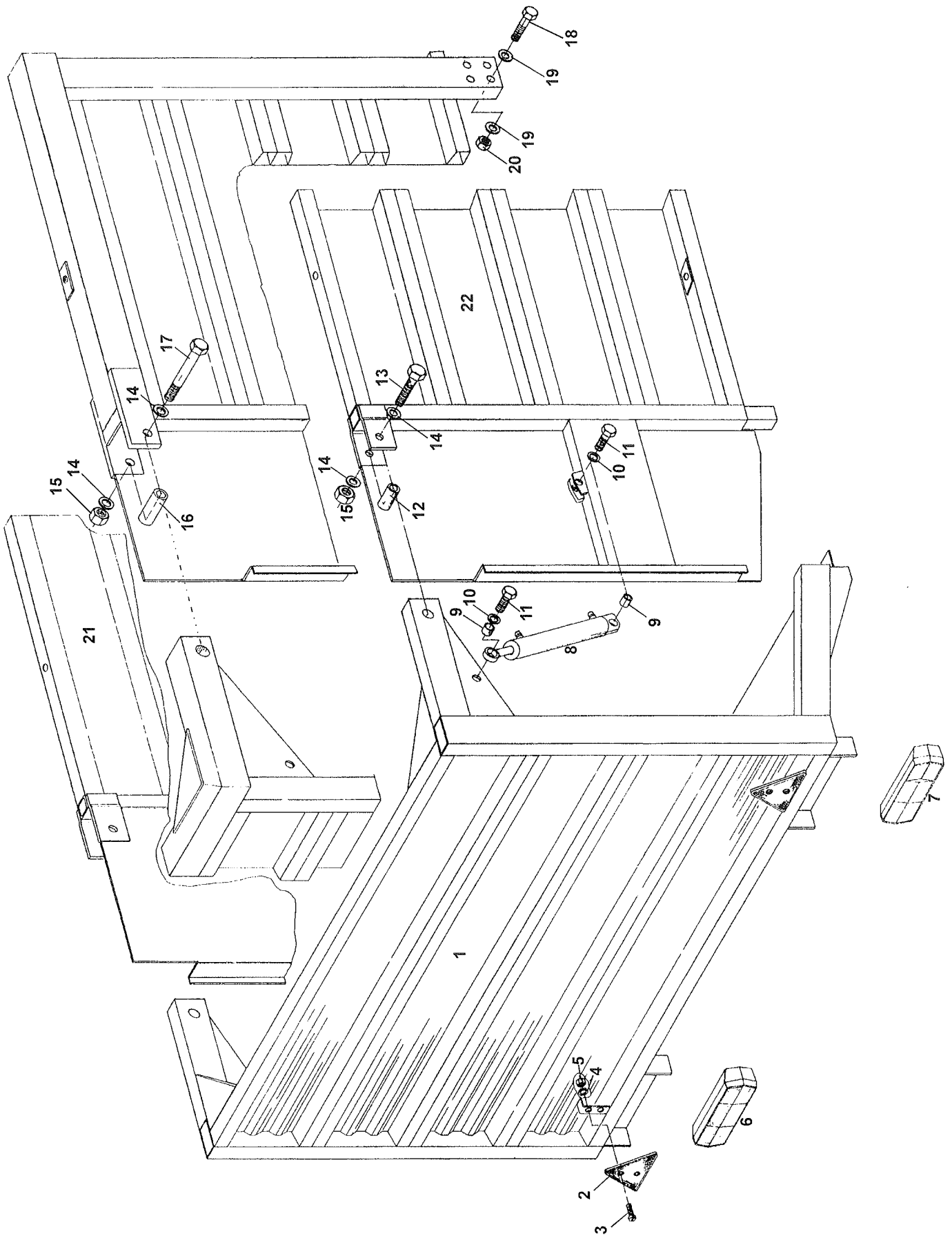


28. FRONT BOARD RAPIDE 130 AND 160

VOORBORD RAPIDE 130 EN 160

Drawing no. 975.000

<i>Fig.</i>	<i>SR-no.</i>	<i>Omschrijving</i>	<i>Description</i>
1	301.739	Bout M10×90	Bolt M10×90
2	316.705	Sluitring A10,5	Washer A10,5
3	306.306	Zelfborgende moer M10	Self-locking nut M10
4	935.434	Deksel 25	Protective cover 25
5	376.141	Tulle	Tulle
6	301.836	Bout M16×45 (achter)	Bolt M16×45 (rear)
	301.787	Bout M16×200 (voor)	Bolt M16×200 (front)
7	316.901	Veerring 16 mm	Spring washer 16 mm
9	371.294	Tuimelsluiting	Rocker fastening
11	301.809	Bout M10×20	Bolt M10×20
12	306.303	Zelfborgende moer M16	Self-locking nut M16
13	316.707	Sluitring A17	Washer A17
14	301.759	Bout M16×80	Bolt M16×80
15	301.771	Bout M20×90	Bolt M20×90
16	316.725	Sluitring A21	Washer A21
17	306.314	Zelfborgende moer M20	Self-locking nut M20
18	925.393	Busje L=37	Bush L=37
19	302.603	Cilinderkopbout M10×60	Cylinder head bolt M10×60
20	936.447	Sluitplaat	Locking plate
21	316.703	Sluitring A8,4	Washer A8,4
22	349.063	Vleugelknop M8×20	Wing nut M8×20
23	301.750	Bout M8×35	Bolt M8×35
24	333.001	Gasdrukveer	Gas pressure spring
25	961.107	Voorwand-zijstuk rechts	Front board- side piece right
26	961.106	Voorwand-zijstuk links	Front board- side piece left
27	961.273	Voorbord 2221	Front board 2221
28	968.419	Bovenrand 22	Top edge 22
29	316.702	Sluitring A13	Washer A13
30	301.785	Bout M12×80	Bolt M12×80
31	961.119	Grendelpen	Locking pin
34	330.002	Borgveer	Locking spring

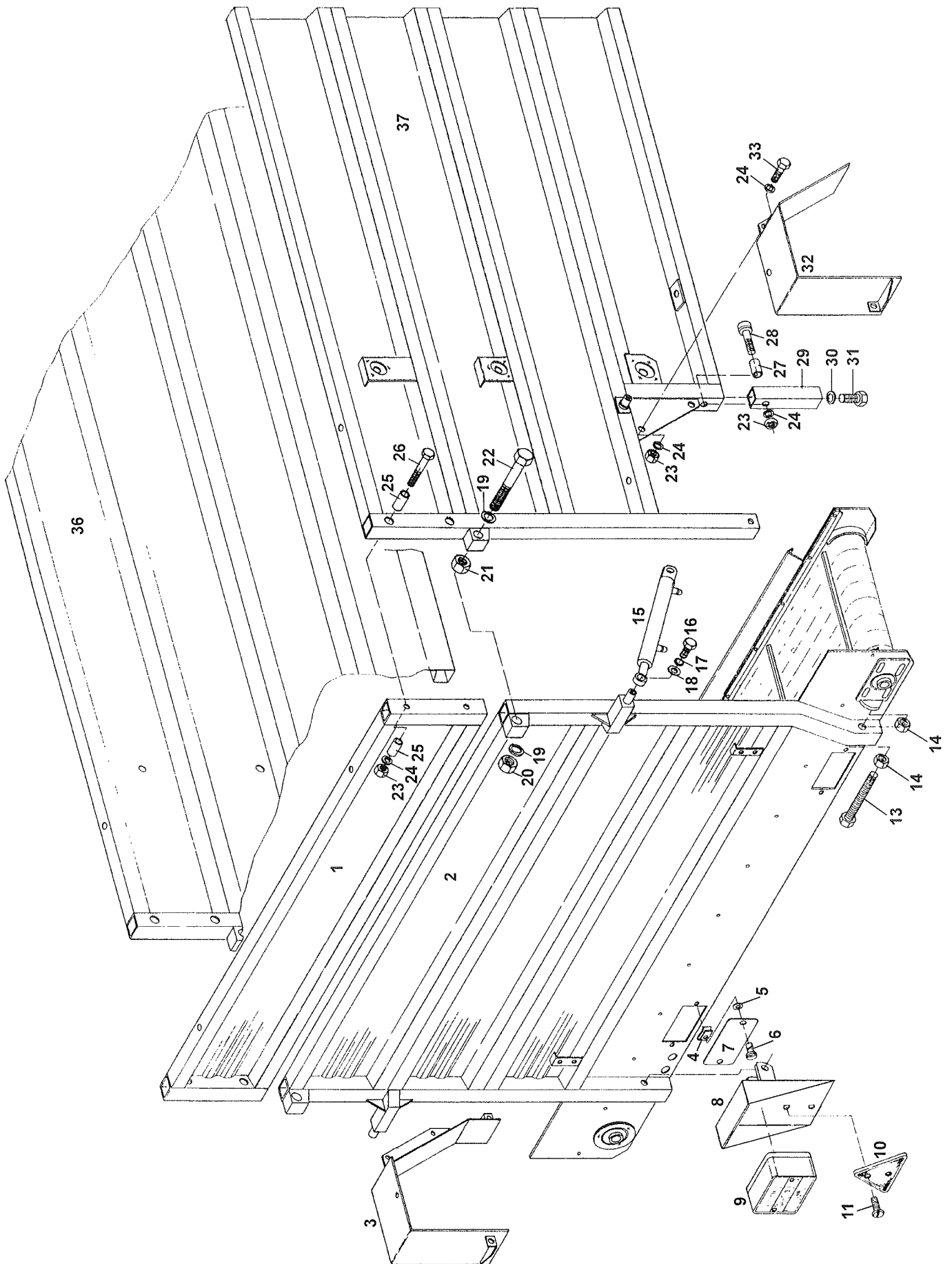


29. TAILGATE RAPIDE SW

ACHTERKLEP RAPIDE SW

Drawing no. 975.002

<i>Fig.</i>	<i>SR-no.</i>	<i>Omschrijving</i>	<i>Description</i>
1	968.009	Achterklep Rap.100	Tailgate Rap.100
	968.431	Achterklep Rap.130 en 160	Tailgate Rap.130 and 160
2	482.201	Driehoek-reflector	Reflecting warning triangle
3	303.937	Cilinderkopschroef M5×12	Cylinder head screw M5×12
4	316.730	Sluitring A5,3	Washer A5,3
5	306.335	Zelfborgende moer M5	Self-locking nut M5
6	480.026	Achterlamp links	Rear light left
7	480.027	Achterlamp rechts	Rear light right
7a	482.104	Glas voor achterlicht	Glass for rear light
8	355.439	Hydr.cilinder Faroil (incl. 8a en 8b) Rap.100	Hydr.Cylinder Faroil(incl8a and 8b) Rap.100
	355.450	Hydr. cilinder Faroil Rap.130 en 160	Hydr. Cylinder Faroil Rap.130 and 160
8a	402.129	Glijlager 20/25	Slide bearing 20/25
8b	454.812	Set afdichtingen t.b.v. N° 8	Set of seals for N° 8
9	925.711	Lagerbusje	Bearing bush
10	316.707	Sluitring A17	Washer A17
11	301.737	Tapbout M16×50	Bolt M16×50
12	925.651	Scharnierbusje Rap.100	Knuckle L=54 Rap.100
13	301.762	Bout M16×90 Rap.100	Bolt M16×90 Rap.100
14	316.707	Sluitring A17	Washer A17
15	306.702	Moer M16	Nut M16
16	925.922	Scharnierbusje L=101 Rap.130 en 160	Knuckle L=101 Rap.130 and 160
17	301.738	Bout M16×150 Rap.130 en 160	Bolt M16×150 Rap.130 and 160
18	301.785	Bout M12×80	Bolt M12×80
19	316.701	Sluitring A13	Washer A13
20	306.302	Zelfborgende moer M12	Self-locking nut M12
21	968.005	Zijbord links Rap.100	Side board left Rap.100
	961.744	Zijbord links Rap.130	Side board left Rap.130
	961.724	Zijbord links Rap.160	Side board left Rap.160
22	968.006	Zijbord rechts Rap.100	Side board right Rap.100
	961.745	Zijbord rechts Rap.130	Side board right Rap.130
	961.725	Zijbord rechts Rap.160	Side board right Rap.160




30. TAILGATE WITH CROSS CONVEYOR

ACHTERKLEP MET DWARSTRANSPORTEUR

Drawing no. 975.003

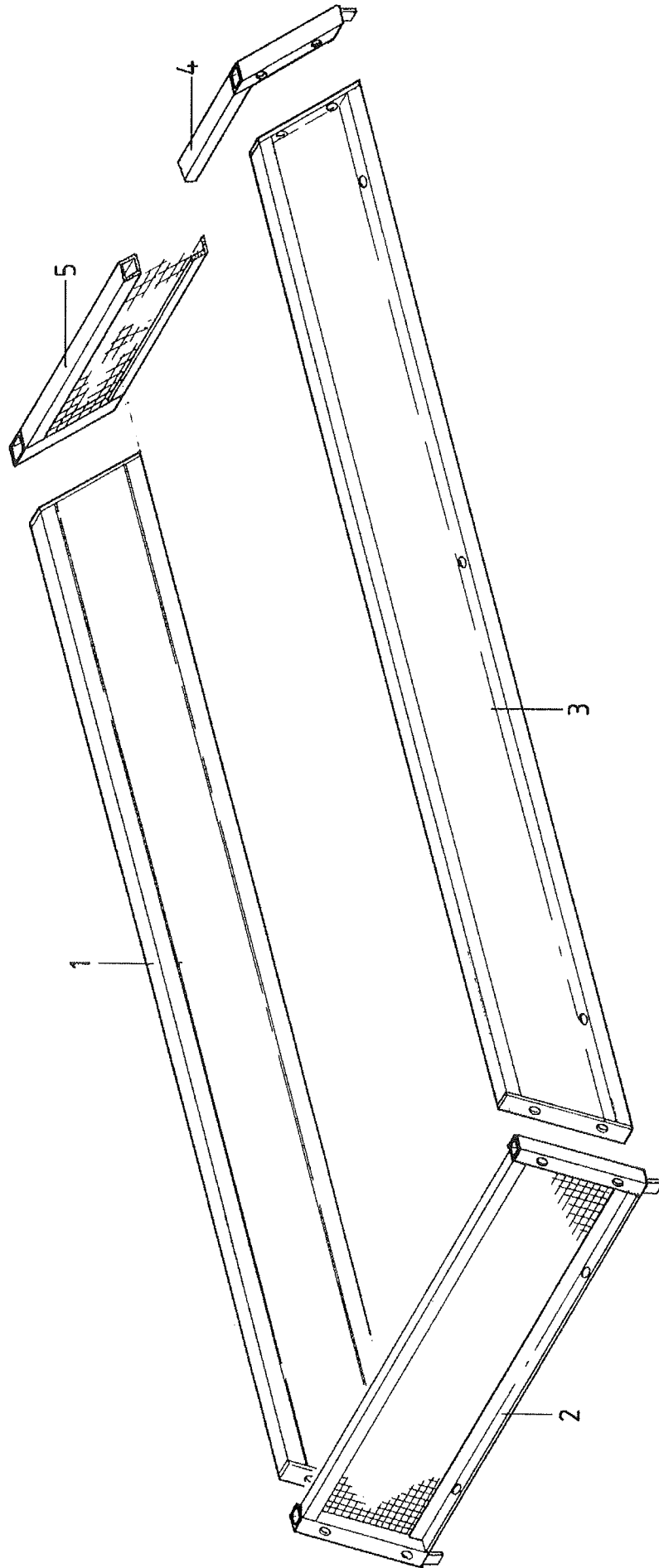
Fig.	SR-no.	Omschrijving	Description
1	967.085	Opzet-achterbord	Set-up tailgate
2	967.105	Achterklep met dwarsband	Tailgate with cross conveyor
3	967.109	Tunnel links	Tunnel left
4	349.064	Schuifclip	Panex quick-acting clip
5	349.065	Nylonring	Nylon Ring
6	349.066	Snelschroef	Quick-acting screw
7	934.992	Sluitdeksel	Cover
8	960.483	Verlichtingsbakje	Light holder
9	480.033	Achterlamp	Rear light
9a	482.122	Glas voor achterlicht	Glass for rear light
10	482.201	Driehoek-reflector	Reflecting warning triangle
11	303.920	Cilinderkopschroef M5×20	Cylinder head screw M5×20
13	967.208	Spanbout M12×190	Tension bolt M12×190
14	306.302	Zelfborgende moer M12	Self-locking nut M12
15	355.759	Hydraulische cilinder Faroil (incl. 15a, b)	Hydraulic Cylinder Faroil (incl. 15a, b)
15a	402.129	Glijlager 20/25	Slide bearing 20/25
15b	454.812	Set afdichtingen t.b.v. N ^o 15	Set of seals for N ^o 15
16	301.801	Tapbout M8×16	Bolt M8×16
17	316.905	Veerring 8 mm	Spring washer 8 mm
18	316.713	Sluitring R9	Washer R9
19	316.707	Sluitring A17	Washer A17
21	306.303	Zelfborgende moer M16	Self-locking nut M16
22	900.124	Bout M16×120	Bolt M16×120
23	306.306	Zelfborgende moer M10	Self-locking nut M10
24	316.705	Sluitring A10,5	Washer A10,5
25	925.474	Busje L=46	Bush L=46
26	301.741	Bout M10×120	Bolt M10×120
27	925.393	Busje L=37	Bush L=37
28	302.603	Cilinderkopbout M10×60	Cylinder head bolt M10×60
29	966.208	Insteekdeel	Plug-in piece
30	316.901	Veerring 16 mm	Spring washer 16 mm
31	301.836	Tapbout M16×45	Bolt M16×45
32	967.110	Tunnel rechts	Tunnel right
33	301.809	Tapbout M10×20	Bolt M10×20
36	967.620	Zijbord links	Side board left
37	967.621	Zijbord rechts	Side board right



31. CROSS CONVEYOR RAPIDE 100-V

DWARSTRANSPORTEUR RAPIDE 100-V

<i>Fig.</i>	<i>SR-no.</i>	<i>Omschrijving</i>	<i>Description</i>
1	967.105	Klep met dwarstransporteur	Tailgate with cross conveyor
2	355.759	Hydr. cilinder Faroil (incl. 2a en b)	Hydr. cylinder Faroil (incl. 2a and b)
2a	402.129	Glijlagerbusje	Slide-bearing bush
2b	454.812	Set afdichtingen t.b.v. N° 2	Set of seals for N° 2
3	967.110	Tunnel rechts	Tunnel right
4	967.109	Tunnel links	Tunnel left
5	914.008	Afdichtstrook	Closure strip
6	303.928	Platte bolkop Schroef M6×12	Round head screw, flat M6×12
7	316.708	Sluitring A6,4	Washer A6,4
8	306.707	Moer M6	Nut M6
9	360.005	Set afschermringen (incl. 9a)	Plastic protective rings (incl. 9a)
10	968.151	Bandspanrol	Tension roller
11	934.992	Deksel dwarstransporteur	Cover cross conveyor
12	349.064	Schuifclip Panex	Panex quick-acting clip
13	349.065	Nylonring	Nylon Ring
14	349.066	Kop met zaaggleuf	Screw with slot
15	303.725	Slotbout M8×16	Bolt M8×16
16	306.312	Zelfborgende moer M8	Self-locking nut M8
17	303.724	Slotbout M8×20	Bolt M8×20
18	303.721	Slotbout M8×30	Bolt M8×30
19	966.553	Spanlagerhuis (incl. 23)	Bearing housing complete (incl. 23)
20	306.704	Moer M12	Nut M12
21	301.840	Tapbout M12×130	Bolt M12×130
22	401.169	Flenslager GRAE 25 NPPB	Flange bearing GRAE 25 NPPB
23	401.249	Lagerflens	Bearing flange
24	401.171	Lagerbeschermer	Protective cover for bearing
25	433.021	Transportband, incl. 26	Conveyor belt, incl. 26
26	433.019	Riemverbinder, incl. 26a	Conveyor belt connection, incl. 26a
26a	433.033	Riemverbinderpen	Conveyor belt connection pin
27	968.152	Banddrijfrol	Belt pulley
28	355.512	Hydro-motor MF-80	Hydro-Motor MF-80
29	355.101	Rechte inschroefkoppeling AL-15R	Straight screw-in coupling AL-15R
30	417.543	Hydraulische slang	Hydr. hose
31	302.619	Cilinder kopbout M8×25	Cylinder head bolt M8×25
32	306.705	Moer M8	Nut M8
33	401.170	Lagerflens	Bearing flange
34	302.617	Cilinder kopbout M8×16	Cylinder head bolt M8×16

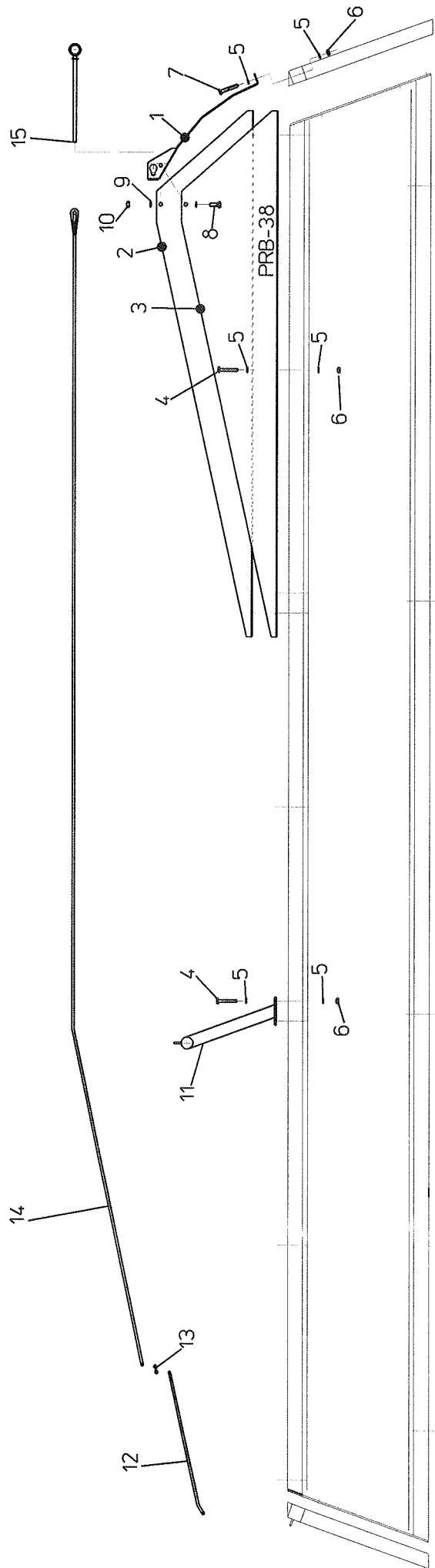


32. STEEL CONSTRUCTION AS WINDCOVER RAPIDE 100

STALEN OPBOUW ALS WINDKAP RAPIDE 100

Drawing no. 975.016

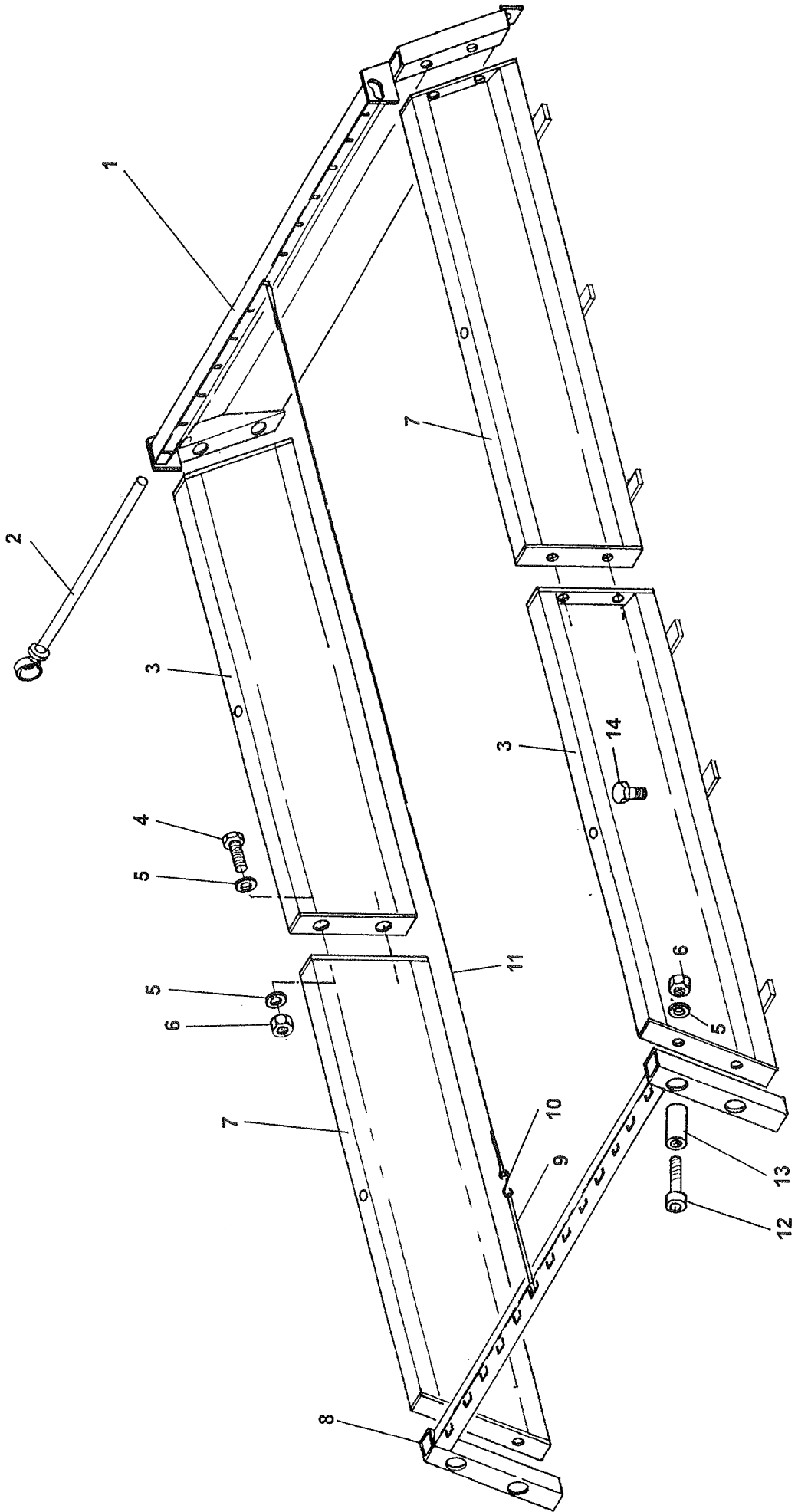
<i>Fig.</i>	<i>SR-no.</i>	<i>Omschrijving</i>	<i>Description</i>
0	992.385	Windkap Rap.100SW	Wind cover, steel Rap.100SW
	992.386	Windkap Rap.100V	Wind cover, steel Rap.100V
1	967.572	Zijstuk Rap.100SW	Side piece Rap.100SW
	968.439	Zijstuk Rap.100V	Side piece Rap.100V
2	967.574	Vorstuk met gaas	Front part with wire gauze
3	967.572	Zijstuk Rap.100SW	Side piece Rap.100SW
	968.439	Zijstuk Rap.100V	Side piece Rap.100V
4	968.576	Achterbeugel Rap.100SW	Rear bracket Rap.100SW
5	967.574	Achterstuk met gaas Rap.100V	Back part with wire gauze Rap.100V



33. EXTRA SLIDE GUIDE + CORDS FOR WIND COVER CONSTRUCTION RAPIDE 100

EXTRA GELEIDEPLAAT + KOORDEN OP WINDKAP RAPIDE 100

<i>Fig.</i>	<i>SR-no.</i>	<i>Omschrijving</i>	<i>Description</i>
1	961.290	Voorplaat	Front plate
2	936.616	Zijplaat li.	Side plate left
3	936.617	Zijplaat re.	Side plate right
4	301.752	Bout M10×75	Bolt M10×75
5	316.705	Sluitring A10,5	Washer A10,5
6	306.306	Zelfb. moer M10	Self-locking nut M10
7	301.725	Bout M10×65	Bolt M10×65
8	301.810	Bout M12×30	Bolt M12×30
9	316.702	Sluitring A13	Washer A13
10	306.302	Zelfb. moer M12	Self-locking nut M12
11	960.393	Middenbeugel	Central bracket
12	900.300	Spankoord - 40	Dragband - 40
13	461.150	D-Sluiting	D- locking clamp
14	900.334	Koord 8 / 4100 Rap.100SW	Cord 8 / 4100 Rap.100SW
	900.338	Koord 8 / 4720 Rap.100V	Cord 8 / 4720 Rap.100V
15	961.275	Kabelstang	Cable rod



34. STEEL CONSTRUCTION + CORDS AS WIND COVER RAPIDE 130 AND 160

STAALOPBOUW + KOORDEN ALS WINDKAP RAPIDE 130 EN 160

Drawing no. 975.024

<i>Fig.</i>	<i>SR-no.</i>	<i>Omschrijving</i>	<i>Description</i>
0	994.600	Windkap Rap.130 cpl.	Wind cover, steel Rap.130 cpl.
	994.429	Windkap Rap.160 cpl.	Wind cover, steel Rap.160 cpl.
1	961.271	Voorstuk met geleideplaat	Front part to lead
2	961.275	Kabelstang	Cable rod
3	961.569	Zijstuk-RH Rap.130	Side piece-RH Rap.130
	961.575	Zijstuk-RH Rap.160	Side piece-RH Rap.160
4	301.811	Bout M10×30	Bolt M10×30
5	316.705	Sluitring A10,5	Washer A10,5
6	306.306	Moer M10	Nut M10
7	961.568	Zijstuk-LH Rap.130	Side piece-LH Rap.130
	961.574	Zijstuk-LH Rap.160	Side piece-LH Rap.160
8	961.274	Achterbeugel	Rear bracket Rap.
9	900.300	Spankoord-40	Dragband-40
10	461.150	D-Sluiting	D-locking clamp
11	900.330	Koord 8/4920 Rap.130	Cord 8/4920 Rap.130
	900.284	Koord 8/5720 Rap.160	Cord 8/5720 Rap.160
12	302.603	Cilinderkopbout M10×60	Cylinder head bolt M10×60
13	925.393	Busje L=37	Bush L=37
14	301.725	Bout M10×65	Bolt M10×65

